

## 2021 Climate Survey - Parent/Guardian - FPS ALL

Number of Responses: 2286

### Institutional Environment

1. My child likes his/her school.	Total Responses	Percent of Total
Strongly Agree	1251	54.72%
Agree	626	27.38%
Neutral	280	12.25%
Disagree	81	3.54%
Strongly Disagree	48	2.10%
Total Not Answered	0	0.00%
Total Respondents	2286	100.00%
2. Administrators have high expectations for students at this school.	Total Responses	Percent of Total
Strongly Agree	783	34.25%
Agree	814	35.61%
Neutral	497	21.74%
Disagree	148	6.47%
Strongly Disagree	44	1.92%
Total Not Answered	0	0.00%
Total Respondents	2286	100.00%
3. My child's school is clean and well-maintained.	Total Responses	Percent of Total
Strongly Agree	1154	50.48%
Agree	679	29.70%
Neutral	313	13.69%
Disagree	44	1.92%
Strongly Disagree	21	0.92%
Total Not Answered	75	3.28%
Total Respondents	2286	100.00%
4. I am satisfied with the technology and other instructional resources available to my child.	Total Responses	Percent of Total
Strongly Agree	1080	47.24%
Agree	748	32.72%
Neutral	320	14.00%
Disagree	92	4.02%
Strongly Disagree	46	2.01%
Total Not Answered	0	0.00%
Total Respondents	2286	100.00%
5. The school offers me many ways to be involved in my child's education.	Total Responses	Percent of Total
Strongly Agree	451	19.73%
Agree	651	28.48%
Neutral	678	29.66%
Disagree	323	14.13%
Strongly Disagree	183	8.01%
Total Not Answered	0	0.00%
Total Respondents	2286	100.00%
6. I would recommend this school to friends and family.	Total Responses	Percent of Total
Strongly Agree	1229	53.76%
Agree	634	27.73%
Neutral	276	12.07%
Disagree	98	4.29%
Strongly Disagree	49	2.14%
Total Not Answered	0	0.00%
Total Respondents	2286	100.00%
7. Parents are encouraged to participate in important school decisions.	Total Responses	Percent of Total
Strongly Agree	539	23.58%
Agree	612	26.77%
Neutral	676	29.57%
Disagree	297	12.99%
Strongly Disagree	162	7.09%
Total Not Answered	0	0.00%
Total Respondents	2286	100.00%

8. My child's school provides opportunities for parents to serve as leaders.	Total Responses	Percent of Total
Strongly Agree	747	32.68%
Agree	637	27.87%
Neutral	594	25.98%
Disagree	192	8.40%
Strongly Disagree	116	5.07%
	Total Not Answered	0
	Total Respondents	2286

#### Teaching and Learning

9. My child is learning a lot in school this year.	Total Responses	Percent of Total
Strongly Agree	647	28.30%
Agree	717	31.36%
Neutral	594	25.98%
Disagree	237	10.37%
Strongly Disagree	91	3.98%
	Total Not Answered	0
	Total Respondents	2286

10. This school is a good place to learn.	Total Responses	Percent of Total
Strongly Agree	1143	50.00%
Agree	738	32.28%
Neutral	276	12.07%
Disagree	94	4.11%
Strongly Disagree	35	1.53%
	Total Not Answered	0
	Total Respondents	2286

11. My child is challenged to meet high expectations at this school.	Total Responses	Percent of Total
Strongly Agree	758	33.16%
Agree	793	34.69%
Neutral	480	21.00%
Disagree	164	7.17%
Strongly Disagree	91	3.98%
	Total Not Answered	0
	Total Respondents	2286

12. My child can get the resources he/she needs to be successful.	Total Responses	Percent of Total
Strongly Agree	918	40.16%
Agree	775	33.90%
Neutral	361	15.79%
Disagree	161	7.04%
Strongly Disagree	71	3.11%
	Total Not Answered	0
	Total Respondents	2286

#### Safety

13. The rules are fairly and consistently enforced at this school.	Total Responses	Percent of Total
Strongly Agree	959	41.95%
Agree	759	33.20%
Neutral	406	17.76%
Disagree	85	3.72%
Strongly Disagree	77	3.37%
	Total Not Answered	0
	Total Respondents	2286

14. Administrators deal with problems and conflicts fairly.	Total Responses	Percent of Total
Strongly Agree	770	33.68%
Agree	767	33.55%
Neutral	515	22.53%
Disagree	126	5.51%
Strongly Disagree	108	4.72%
	Total Not Answered	0
	Total Respondents	2286

15. My child has been insulted, teased, made fun of or excluded at school.	Total Responses	Percent of Total
Strongly Agree	154	6.74%
Agree	207	9.06%

Neutral	325	14.22%
Disagree	442	19.34%
Strongly Disagree	1158	50.66%
Total Not Answered	0	0.00%
Total Respondents	2286	100.00%

<b>16. My child has been physically hurt or threatened by another student.</b>	<b>Total Responses</b>	<b>Percent of Total</b>
Strongly Agree	67	2.93%
Agree	80	3.50%
Neutral	148	6.47%
Disagree	241	10.54%
Strongly Disagree	1750	76.55%
Total Not Answered	0	0.00%
Total Respondents	2286	100.00%

<b>17. I'm satisfied with the steps being taken to provide a safe learning environment at this school. (Not related to COVID-19)</b>	<b>Total Responses</b>	<b>Percent of Total</b>
Strongly Agree	1016	44.44%
Agree	751	32.85%
Neutral	355	15.53%
Disagree	81	3.54%
Strongly Disagree	60	2.62%
Total Not Answered	23	1.01%
Total Respondents	2286	100.00%

<b>18. Bullying is a problem at this school.</b>	<b>Total Responses</b>	<b>Percent of Total</b>
Strongly Agree	85	3.72%
Agree	158	6.91%
Neutral	522	22.83%
Disagree	568	24.85%
Strongly Disagree	953	41.69%
Total Not Answered	0	0.00%
Total Respondents	2286	100.00%

<b>19. I feel comfortable discussing my child's needs with teachers and staff.</b>	<b>Total Responses</b>	<b>Percent of Total</b>
Strongly Agree	1260	55.12%
Agree	606	26.51%
Neutral	257	11.24%
Disagree	119	5.21%
Strongly Disagree	44	1.92%
Total Not Answered	0	0.00%
Total Respondents	2286	100.00%

<b>20. I feel comfortable discussing my concerns with the staff at this school.</b>	<b>Total Responses</b>	<b>Percent of Total</b>
Strongly Agree	1147	50.17%
Agree	662	28.96%
Neutral	285	12.47%
Disagree	114	4.99%
Strongly Disagree	78	3.41%
Total Not Answered	0	0.00%
Total Respondents	2286	100.00%

<b>21. My child feels comfortable asking for help at school.</b>	<b>Total Responses</b>	<b>Percent of Total</b>
Strongly Agree	781	34.16%
Agree	766	33.51%
Neutral	470	20.56%
Disagree	189	8.27%
Strongly Disagree	80	3.50%
Total Not Answered	0	0.00%
Total Respondents	2286	100.00%

<b>Interpersonal Relationships</b>		
<b>22. I feel welcome at my child's school.</b>	<b>Total Responses</b>	<b>Percent of Total</b>
Strongly Agree	1004	43.92%
Agree	596	26.07%
Neutral	406	17.76%
Disagree	156	6.82%
Strongly Disagree	124	5.42%
Total Not Answered	0	0.00%

Total Respondents	2286	100.00%
-------------------	------	---------

23. My child is taught to respect individual differences at school (gender, race/ethnicity, culture, socio-economics, ability, etc.).	Total Responses	Percent of Total
Strongly Agree	962	42.08%
Agree	687	30.05%
Neutral	488	21.35%
Disagree	97	4.24%
Strongly Disagree	52	2.27%
Total Not Answered	0	0.00%
Total Respondents	2286	100.00%

24. There is a mutual sense of respect and cooperation between/among faculty/staff and parents at this school.	Total Responses	Percent of Total
Strongly Agree	1036	45.32%
Agree	730	31.93%
Neutral	340	14.87%
Disagree	113	4.94%
Strongly Disagree	67	2.93%
Total Not Answered	0	0.00%
Total Respondents	2286	100.00%

25. Administrators take into account the feedback I give when making decisions.	Total Responses	Percent of Total
Strongly Agree	691	30.23%
Agree	692	30.27%
Neutral	619	27.08%
Disagree	159	6.96%
Strongly Disagree	125	5.47%
Total Not Answered	0	0.00%
Total Respondents	2286	100.00%

#### Communication

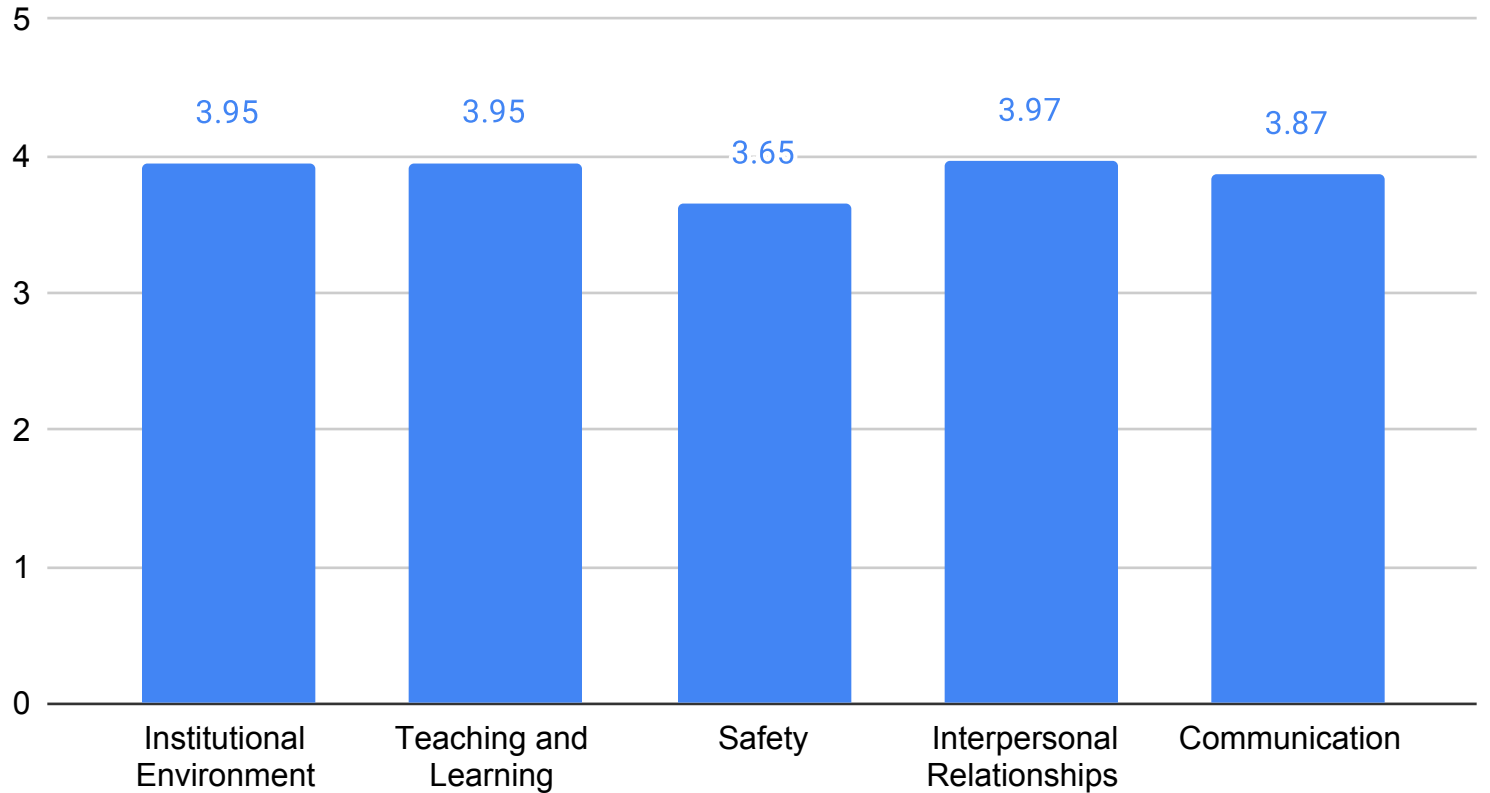
26. I know how my child is doing in school before I get my child's report card.	Total Responses	Percent of Total
Strongly Agree	915	40.03%
Agree	742	32.46%
Neutral	376	16.45%
Disagree	186	8.14%
Strongly Disagree	67	2.93%
Total Not Answered	0	0.00%
Total Respondents	2286	100.00%

27. I feel well-informed about what is going on at school.	Total Responses	Percent of Total
Strongly Agree	908	39.72%
Agree	716	31.32%
Neutral	397	17.37%
Disagree	190	8.31%
Strongly Disagree	75	3.28%
Total Not Answered	0	0.00%
Total Respondents	2286	100.00%

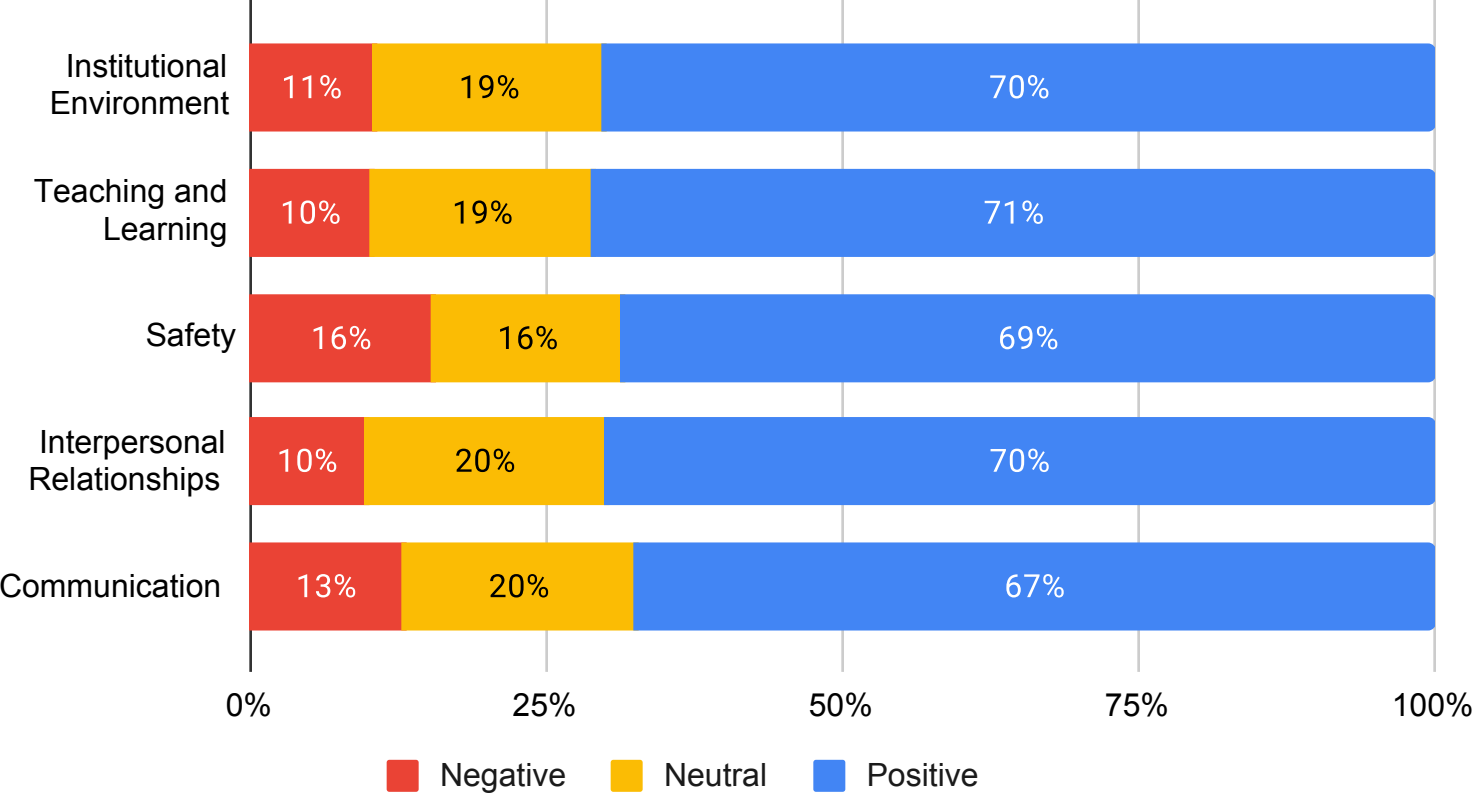
28. The school clearly communicates its expectations for my child's learning to me.	Total Responses	Percent of Total
Strongly Agree	636	27.82%
Agree	752	32.90%
Neutral	548	23.97%
Disagree	258	11.29%
Strongly Disagree	92	4.02%
Total Not Answered	0	0.00%
Total Respondents	2286	100.00%

29. Teachers at this school provide my child with high-quality feedback about his/her academic, social, and behavioral progress.	Total Responses	Percent of Total
Strongly Agree	840	36.75%
Agree	658	28.78%
Neutral	470	20.56%
Disagree	222	9.71%
Strongly Disagree	96	4.20%
Total Not Answered	0	0.00%
Total Respondents	2286	100.00%

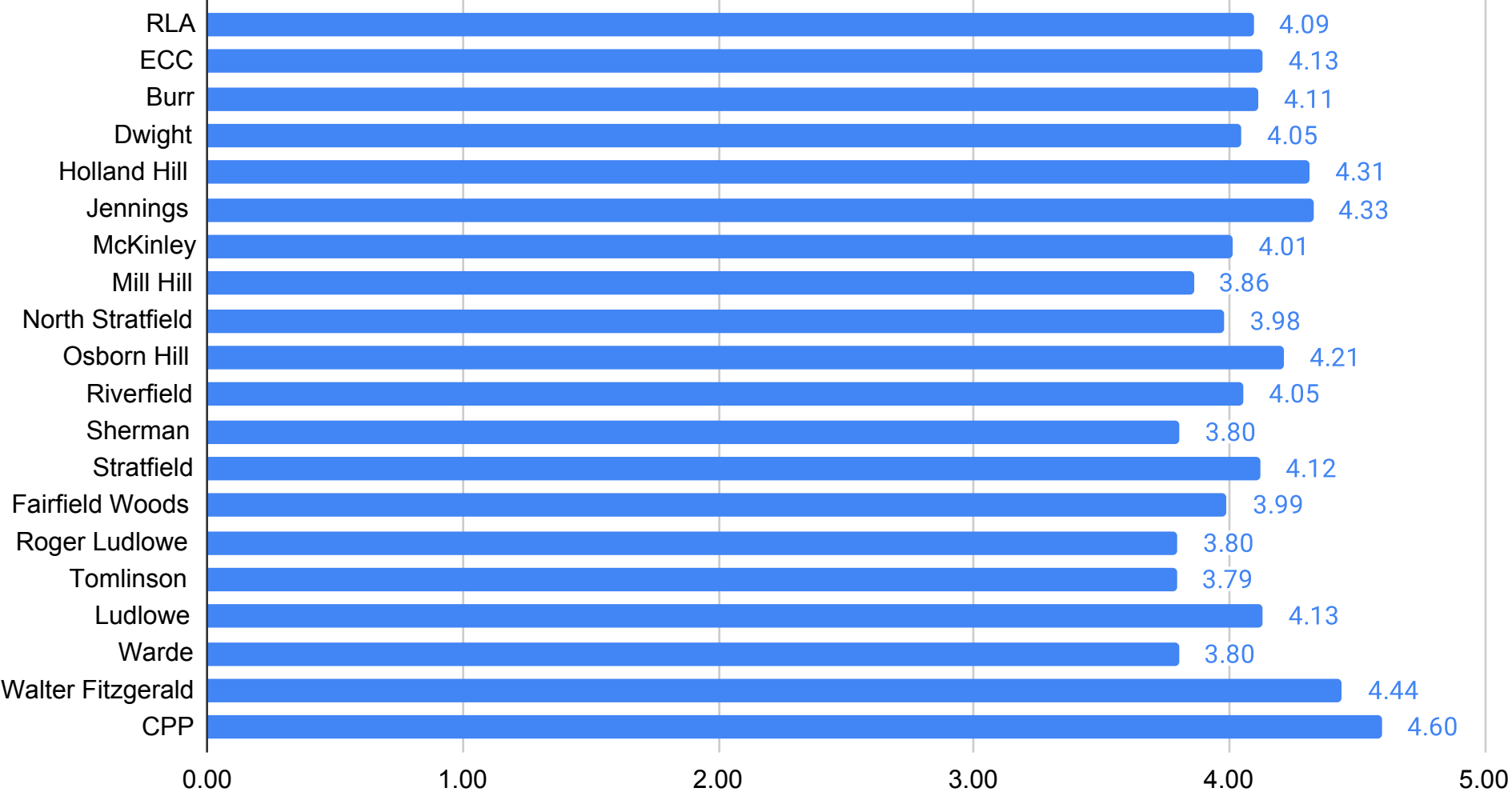
# District Parent Domains



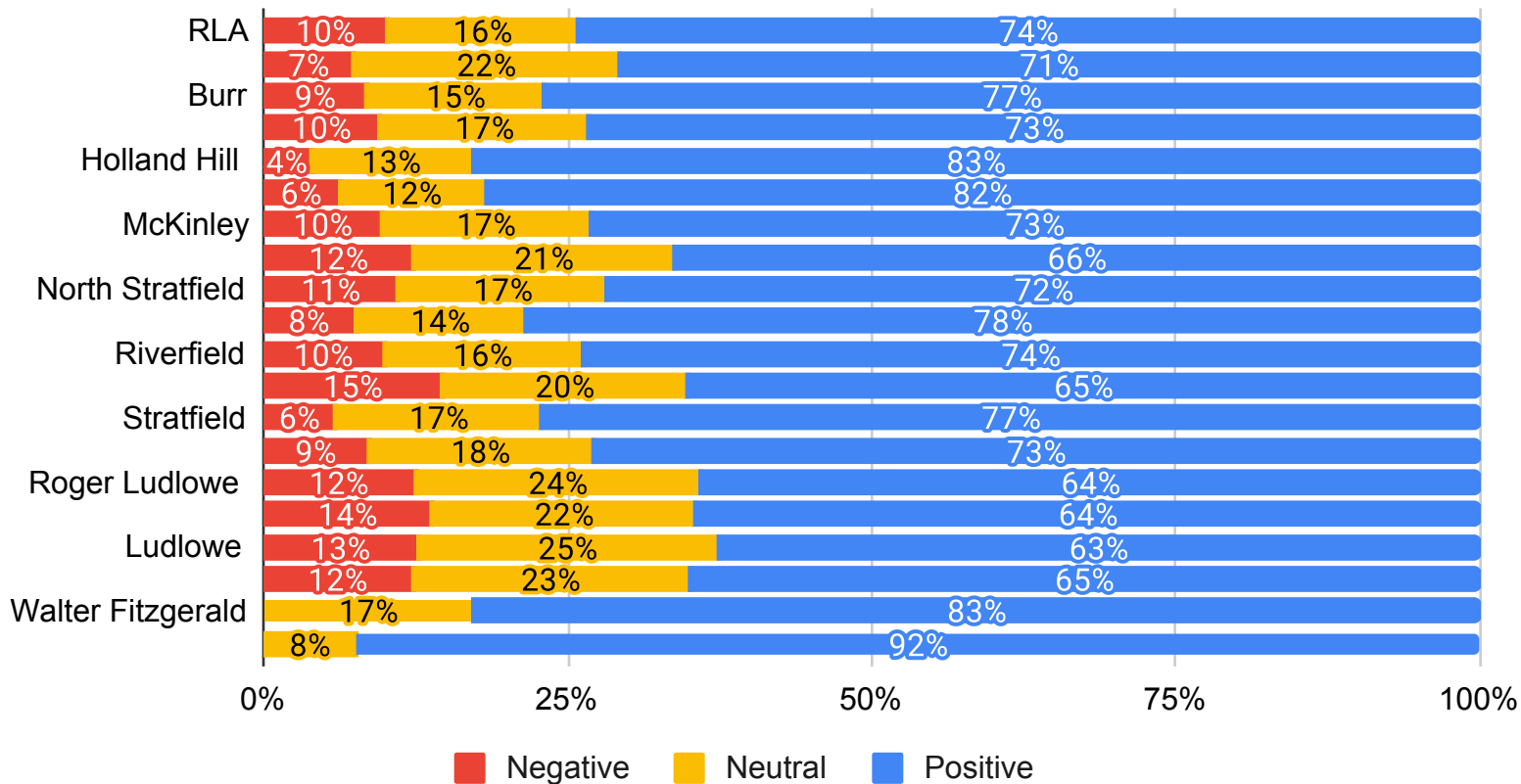
# District Parent Domains



# Parent Average Domain 1: Institutional Environment

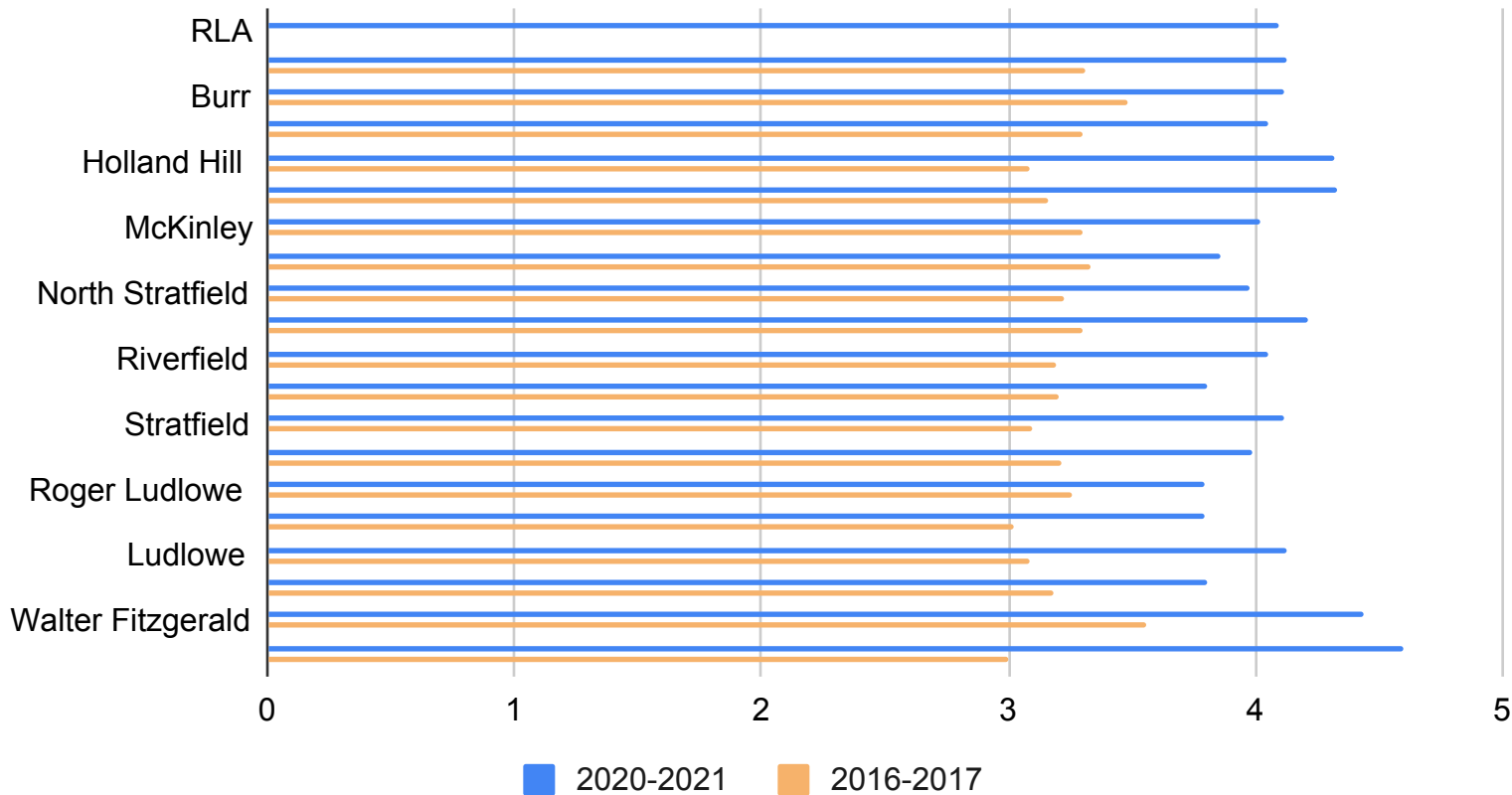


# Parent Domain 1: Institutional Environment

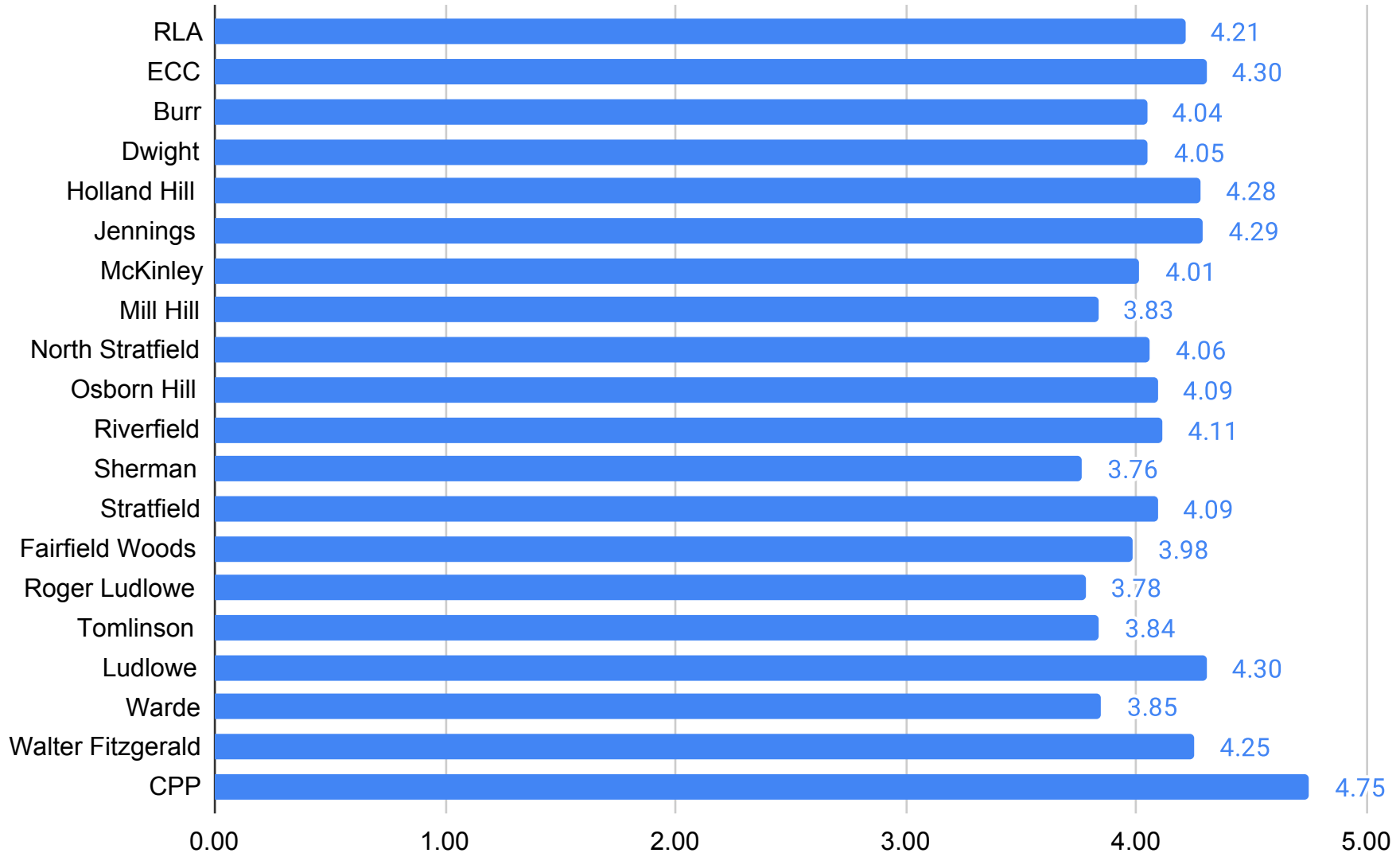




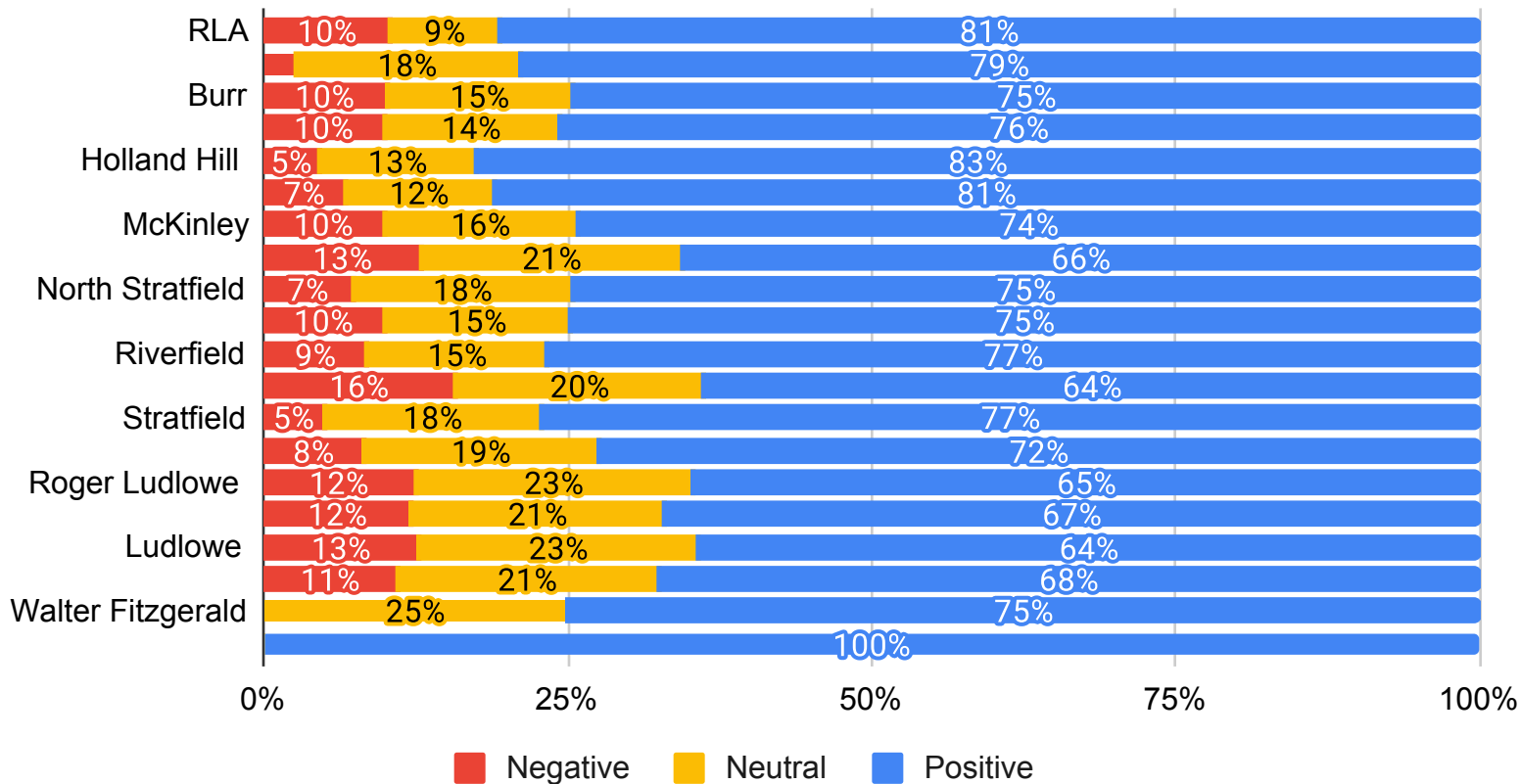
# Parent Average Domain 1: Institutional Environment



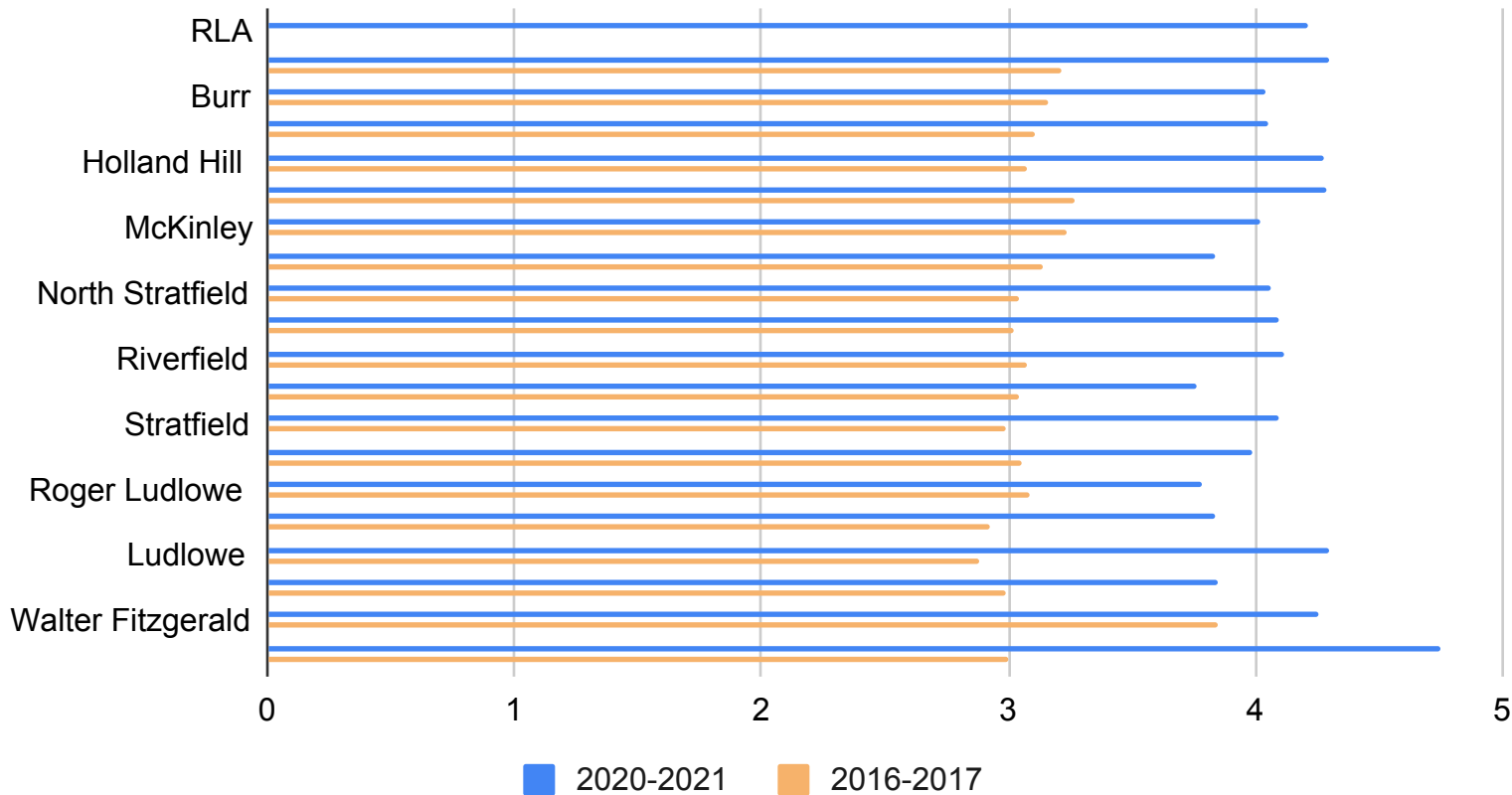
## Parent Average Domain 2: Teaching and Learning



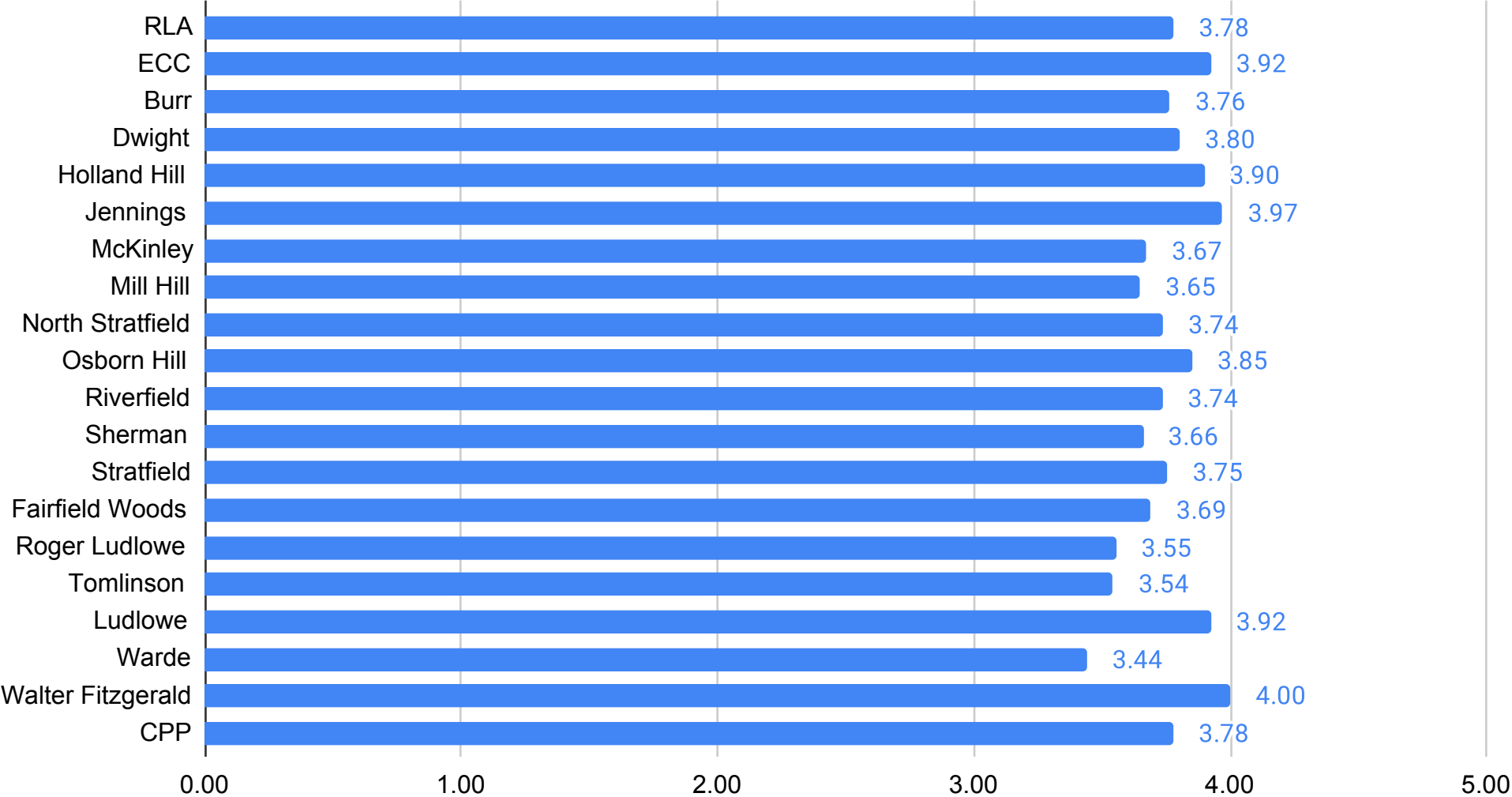
## Parent Domain 2: Teaching and Learning



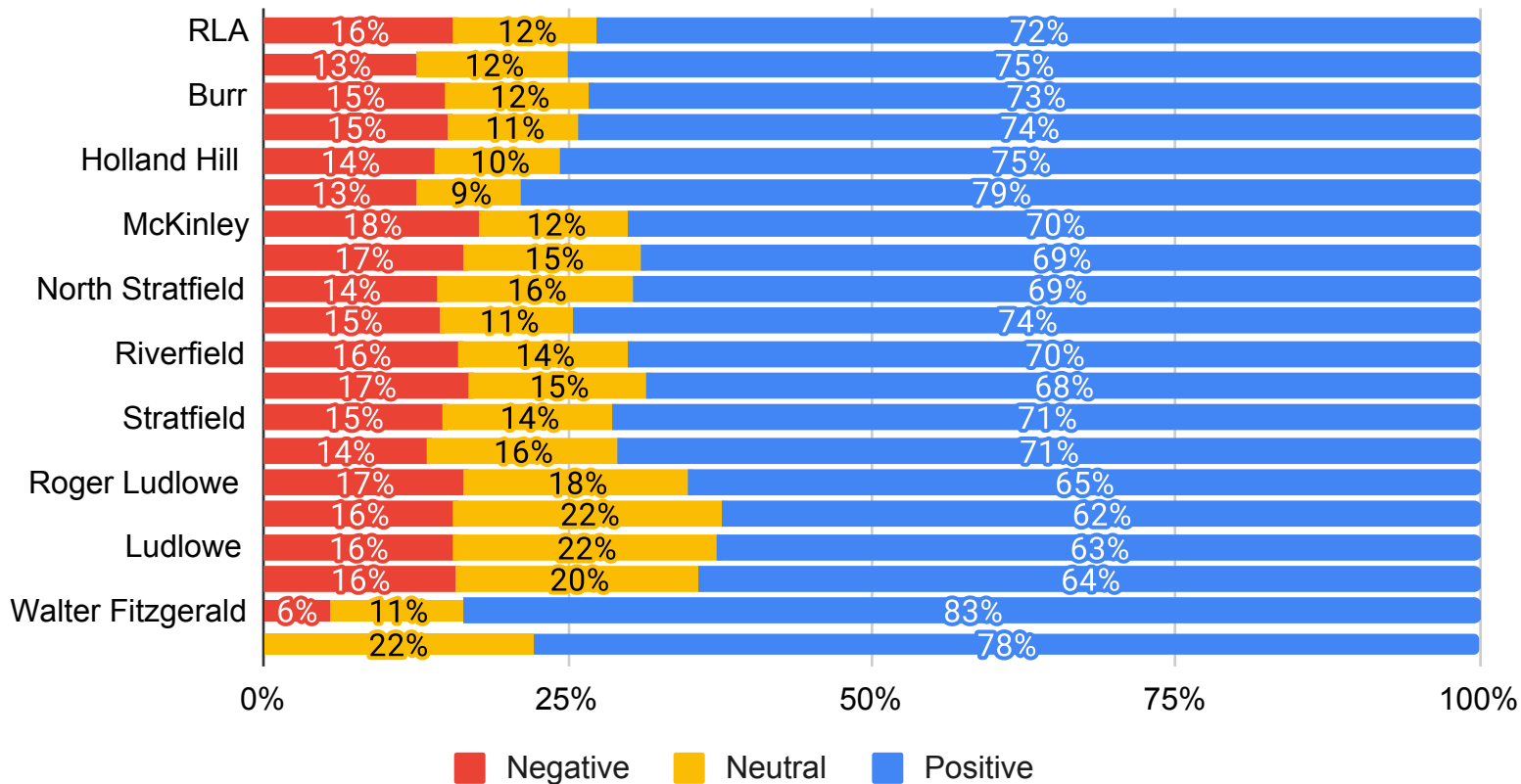
## Parent Average Domain 2: Teaching and Learning



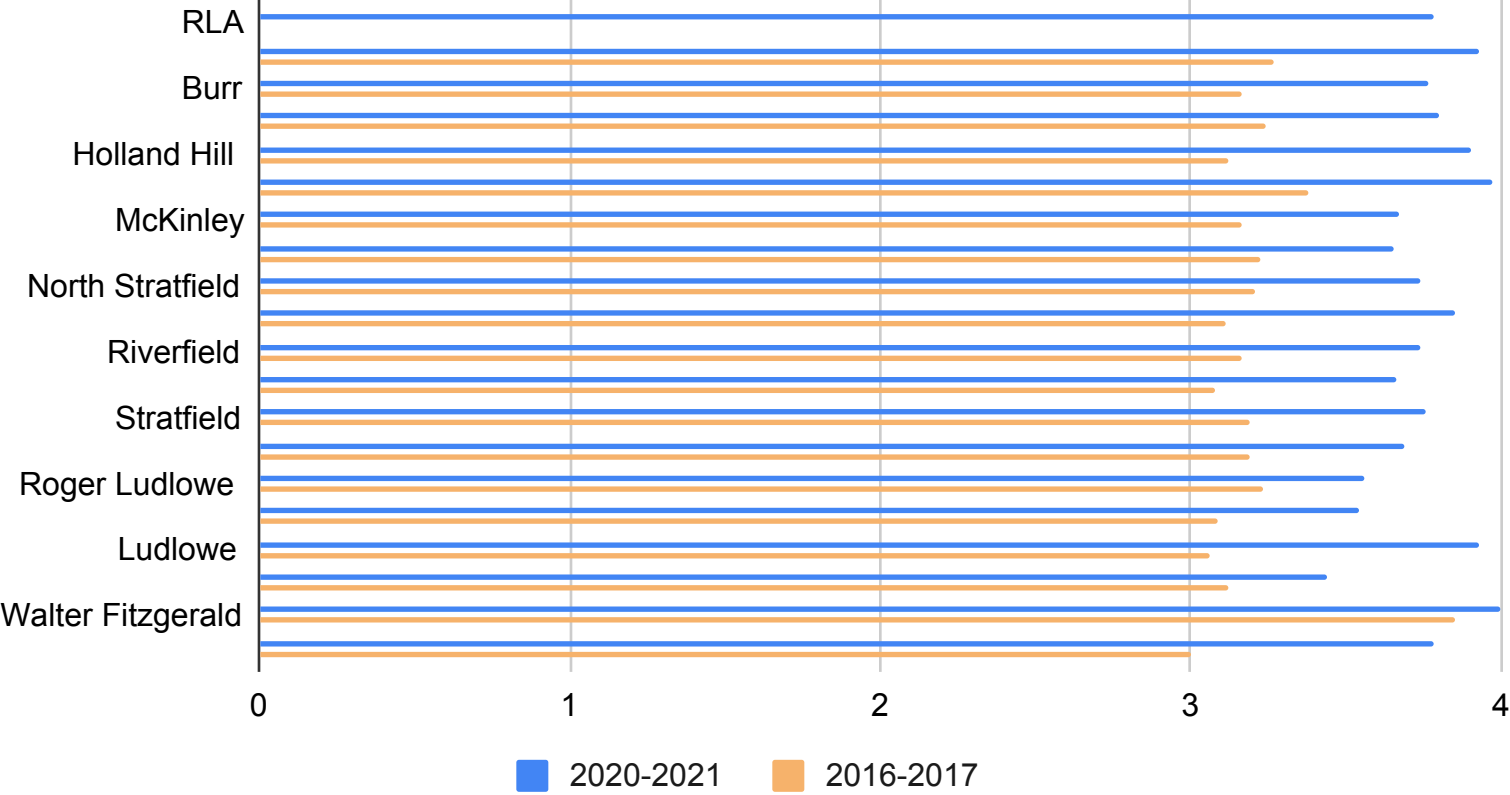
# Parent Average Domain 3: Safety



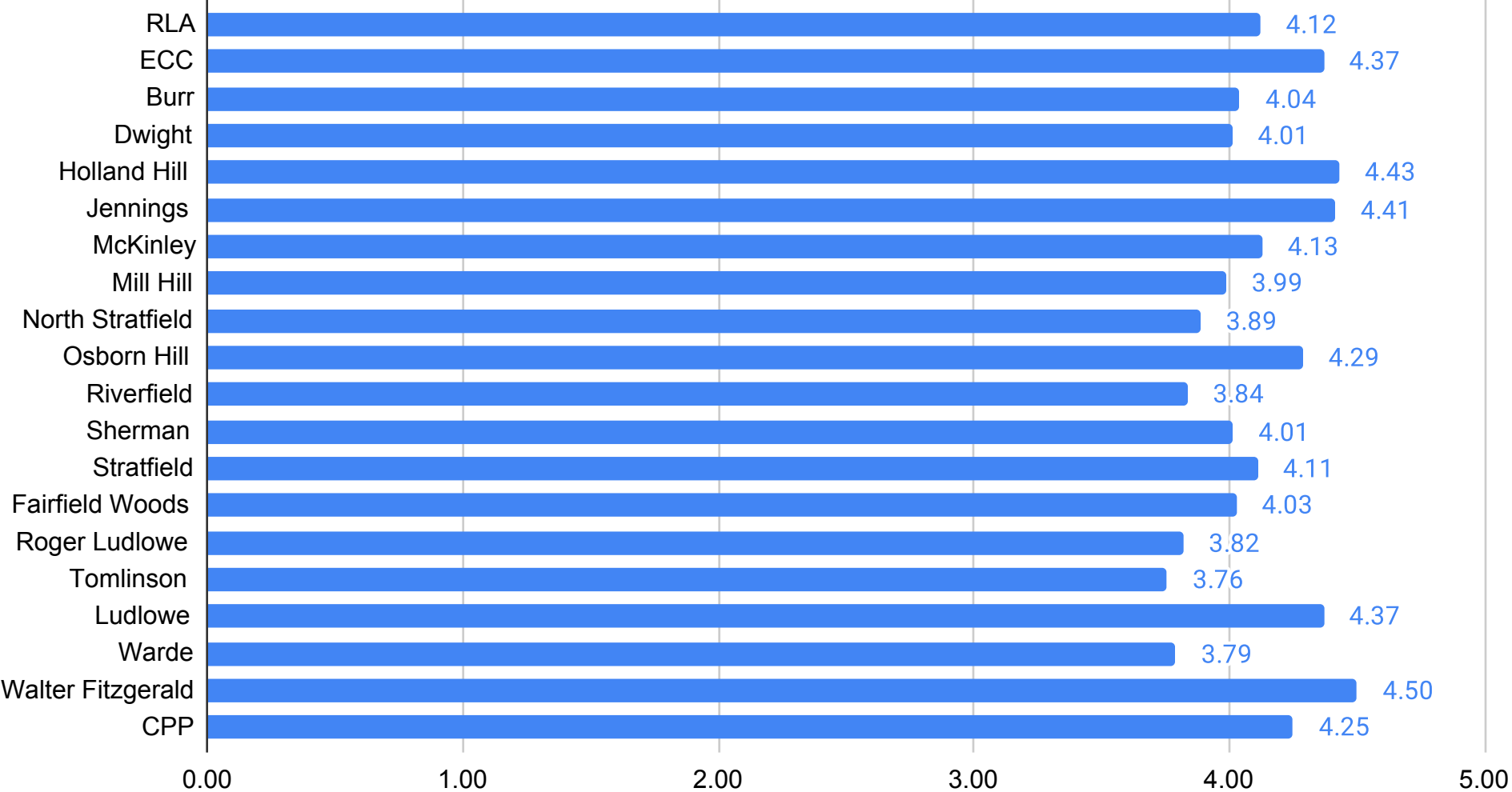
## Parent Domain 3: Safety



# Parent Average Domain 3: Safety

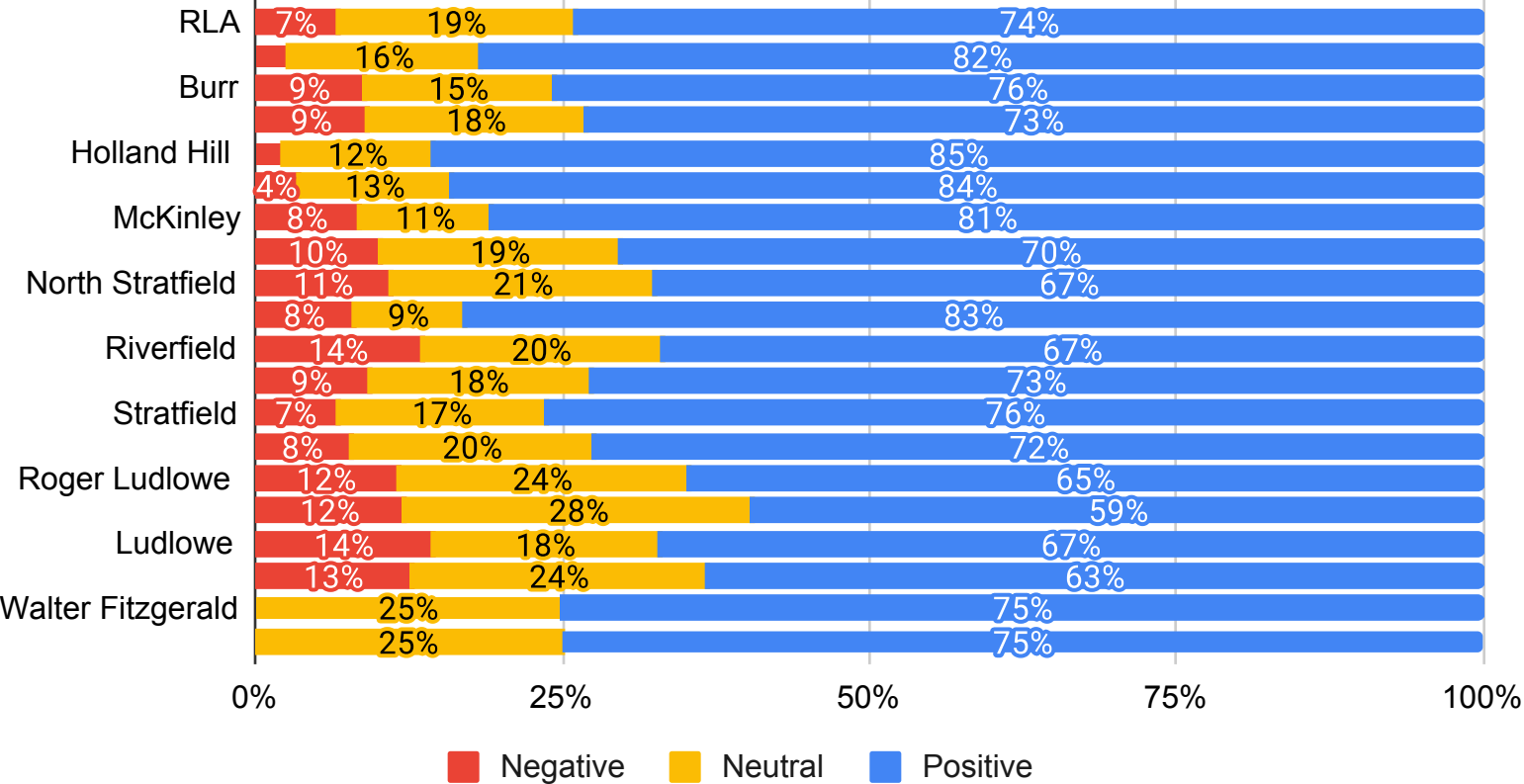


# Parent Average Domain 4: Interpersonal Relationships

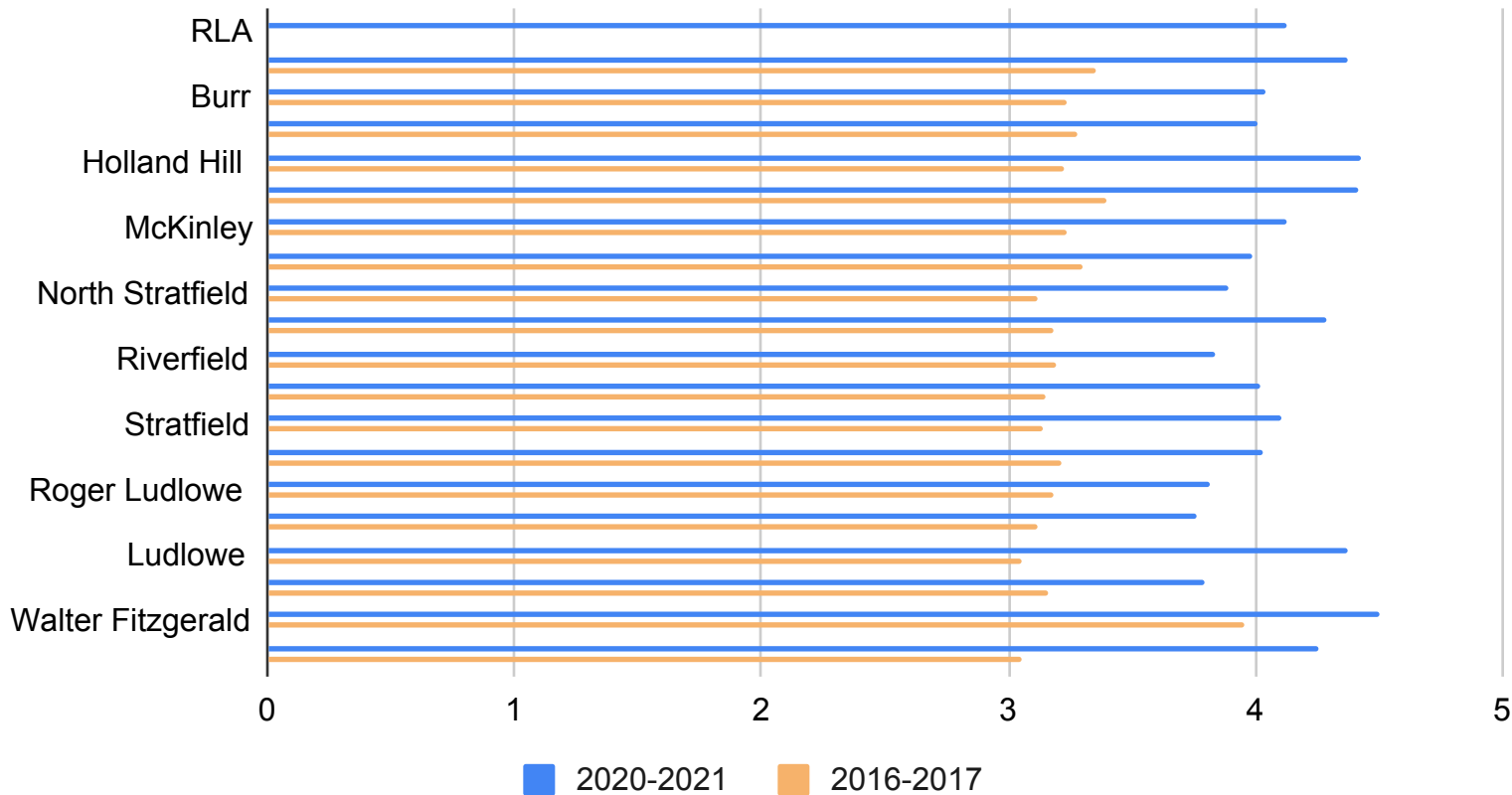




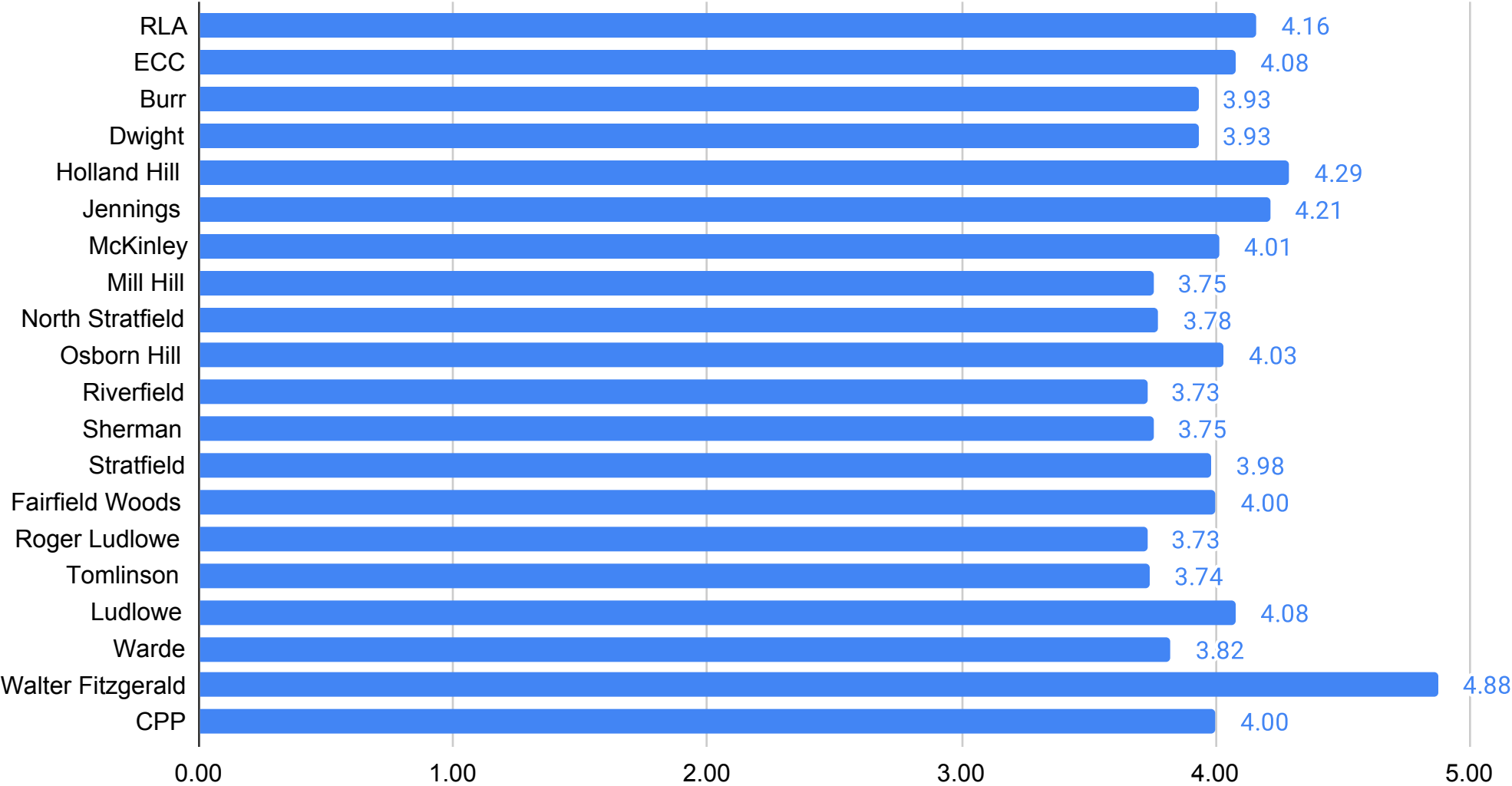
# Parent Domain 4: Interpersonal Relationships



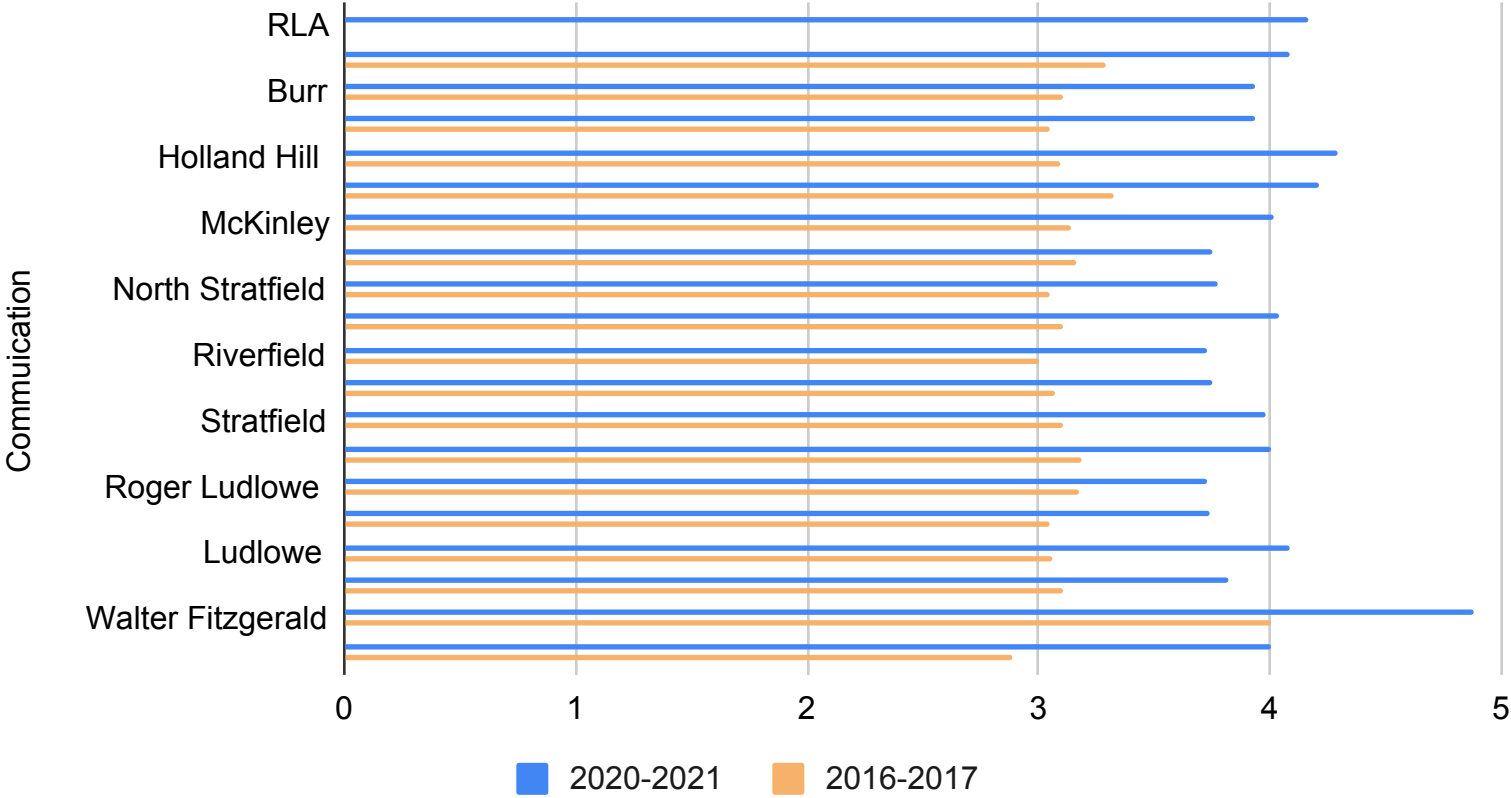
# Parent Average Domain 4: Interpersonal Relationships



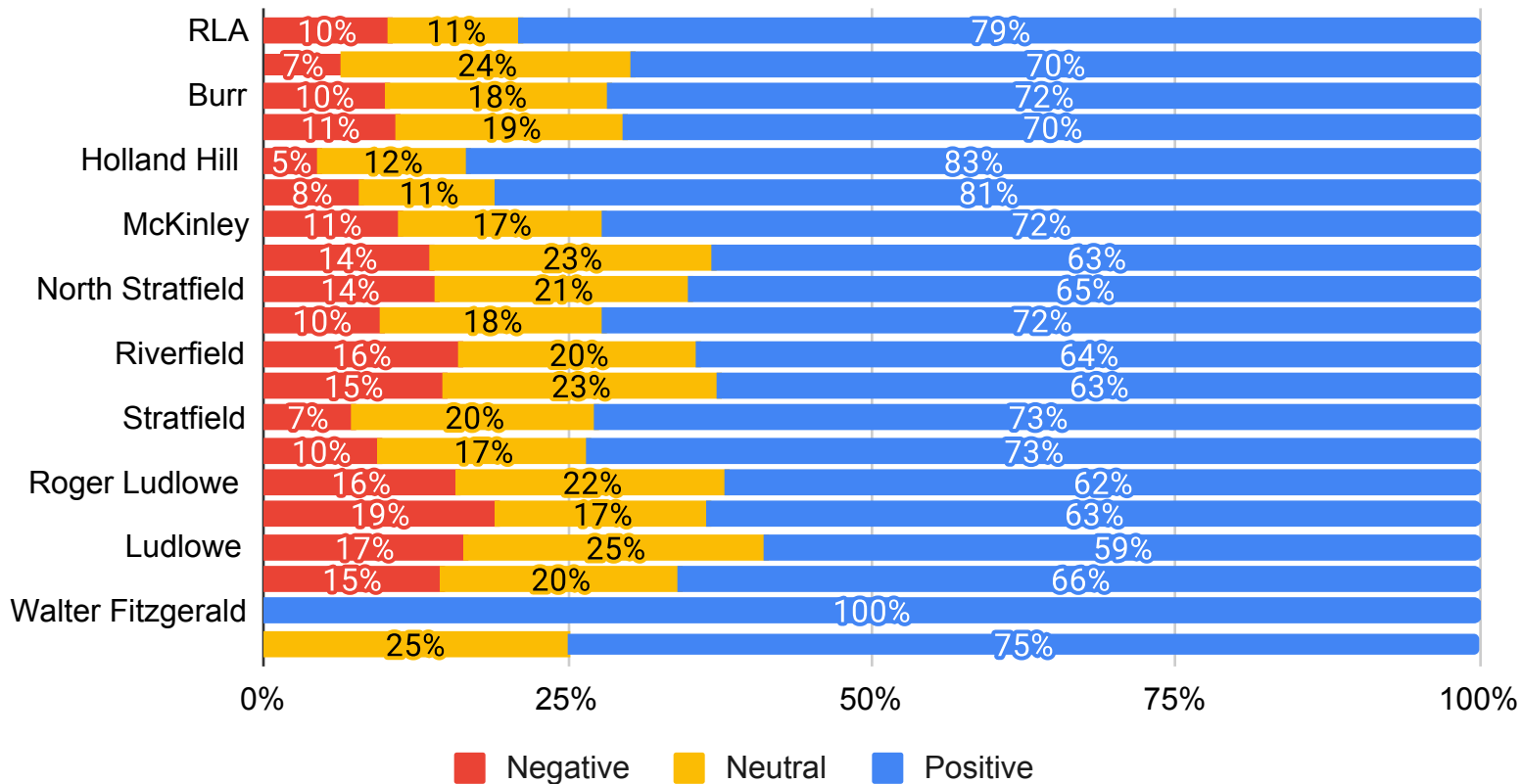
# Parent Average Domain 5: Communication



# Parent Average Domain 5: Communication



## Parent Domain 5: Communication



## 2021 Climate Survey - Teacher/Staff - FPS ALL

Number of Responses: 825

### Institutional Environment

1. I feel like I am a part of this school's community.	Total Responses	Percent of Total
Strongly Agree	403	48.85%
Agree	261	31.64%
Neutral	111	13.45%
Disagree	33	4.00%
Strongly Disagree	17	2.06%
Total Not Answered	0	0.00%
Total Respondents	825	100.00%

2. Staff morale is high at this school.	Total Responses	Percent of Total
Strongly Agree	170	20.61%
Agree	278	33.70%
Neutral	195	23.64%
Disagree	116	14.06%
Strongly Disagree	66	8.00%
Total Not Answered	0	0.00%
Total Respondents	825	100.00%

3. I believe students are getting a high-quality education at this school.	Total Responses	Percent of Total
Strongly Agree	449	54.42%
Agree	296	35.88%
Neutral	64	7.76%
Disagree	14	1.70%
Strongly Disagree	2	0.24%
Total Not Answered	0	0.00%
Total Respondents	825	100.00%

4. Parents are given opportunities to be involved at this school.	Total Responses	Percent of Total
Strongly Agree	309	37.45%
Agree	298	36.12%
Neutral	177	21.45%
Disagree	34	4.12%
Strongly Disagree	7	0.85%
Total Not Answered	0	0.00%
Total Respondents	825	100.00%

5. The culture and emotional climate at this school is positive and supportive for teaching and learning.	Total Responses	Percent of Total
Strongly Agree	338	40.97%
Agree	294	35.64%
Neutral	122	14.79%
Disagree	51	6.18%
Strongly Disagree	20	2.42%
Total Not Answered	0	0.00%
Total Respondents	825	100.00%

6. I am proud of my school.	Total Responses	Percent of Total
Strongly Agree	455	55.15%
Agree	255	30.91%
Neutral	87	10.55%

Disagree	22	2.67%
Strongly Disagree	6	0.73%
Total Not Answered	0	0.00%
Total Respondents	825	100.00%

#### Teaching and Learning

7. I know what is expected of me at this school.	Total Responses	Percent of Total
Strongly Agree	493	59.76%
Agree	243	29.45%
Neutral	61	7.39%
Disagree	22	2.67%
Strongly Disagree	6	0.73%
Total Not Answered	0	0.00%
Total Respondents	825	100.00%

8. School administrators value teacher feedback.	Total Responses	Percent of Total
Strongly Agree	345	41.82%
Agree	249	30.18%
Neutral	142	17.21%
Disagree	63	7.64%
Strongly Disagree	26	3.15%
Total Not Answered	0	0.00%
Total Respondents	825	100.00%

9. I have access to the technology that I need at this school.	Total Responses	Percent of Total
Strongly Agree	454	55.03%
Agree	259	31.39%
Neutral	81	9.82%
Disagree	25	3.03%
Strongly Disagree	6	0.73%
Total Not Answered	0	0.00%
Total Respondents	825	100.00%

10. I receive timely feedback on my performance and progress toward goals.	Total Responses	Percent of Total
Strongly Agree	453	54.91%
Agree	232	28.12%
Neutral	99	12.00%
Disagree	31	3.76%
Strongly Disagree	10	1.21%
Total Not Answered	0	0.00%
Total Respondents	825	100.00%

11. The professional development I received this year provided me with teaching strategies to better meet the needs of my students.	Total Responses	Percent of Total
Strongly Agree	141	17.09%
Agree	227	27.52%
Neutral	237	28.73%
Disagree	134	16.24%
Strongly Disagree	86	10.42%
Total Not Answered	0	0.00%
Total Respondents	825	100.00%

12. I have access to other resources that I need for my classes.	Total Responses	Percent of Total
Strongly Agree	352	42.67%
Agree	305	36.97%

Neutral	122	14.79%
Disagree	36	4.36%
Strongly Disagree	10	1.21%
Total Not Answered	0	0.00%
Total Respondents	825	100.00%

#### Safety

13. The school's discipline program is effective.	Total Responses	Percent of Total
Strongly Agree	154	18.67%
Agree	249	30.18%
Neutral	225	27.27%
Disagree	123	14.91%
Strongly Disagree	74	8.97%
Total Not Answered	0	0.00%
Total Respondents	825	100.00%

14. In this school, there are clear rules against physically hurting and bullying other people and procedures are followed to address transgressors.	Total Responses	Percent of Total
Strongly Agree	395	47.88%
Agree	255	30.91%
Neutral	108	13.09%
Disagree	47	5.70%
Strongly Disagree	20	2.42%
Total Not Answered	0	0.00%
Total Respondents	825	100.00%

15. There are efforts in this school to reduce cliques and social ostracism.	Total Responses	Percent of Total
Strongly Agree	242	29.33%
Agree	238	28.85%
Neutral	235	28.48%
Disagree	82	9.94%
Strongly Disagree	28	3.39%
Total Not Answered	0	0.00%
Total Respondents	825	100.00%

16. Students at this school will try to stop students from insulting or making fun of others.	Total Responses	Percent of Total
Strongly Agree	172	20.85%
Agree	308	37.33%
Neutral	240	29.09%
Disagree	92	11.15%
Strongly Disagree	13	1.58%
Total Not Answered	0	0.00%
Total Respondents	825	100.00%

#### Interpersonal Relationships

17. Students treat adults with respect at this school.	Total Responses	Percent of Total
Strongly Agree	231	28.00%
Agree	430	52.12%
Neutral	131	15.88%
Disagree	29	3.52%
Strongly Disagree	4	0.48%
Total Not Answered	0	0.00%
Total Respondents	825	100.00%



<b>18. Adults treat students with respect at this school.</b>	<b>Total Responses</b>	<b>Percent of Total</b>
Strongly Agree	492	59.64%
Agree	288	34.91%
Neutral	36	4.36%
Disagree	7	0.85%
Strongly Disagree	2	0.24%
Total Not Answered	0	0.00%
Total Respondents	825	100.00%
<b>19. This school is sensitive to issues regarding race, gender, sexual orientation, and abilities.</b>	<b>Total Responses</b>	<b>Percent of Total</b>
Strongly Agree	469	56.85%
Agree	236	28.61%
Neutral	78	9.45%
Disagree	32	3.88%
Strongly Disagree	10	1.21%
Total Not Answered	0	0.00%
Total Respondents	825	100.00%
<b>20. Teachers in this school support each other.</b>	<b>Total Responses</b>	<b>Percent of Total</b>
Strongly Agree	433	52.48%
Agree	287	34.79%
Neutral	81	9.82%
Disagree	15	1.82%
Strongly Disagree	9	1.09%
Total Not Answered	0	0.00%
Total Respondents	825	100.00%
<b>21. Teachers at this school hold each other accountable for meeting expectations.</b>	<b>Total Responses</b>	<b>Percent of Total</b>
Strongly Agree	302	36.61%
Agree	312	37.82%
Neutral	160	19.39%
Disagree	35	4.24%
Strongly Disagree	16	1.94%
Total Not Answered	0	0.00%
Total Respondents	825	100.00%
<b>21. Students in this school respect each other's differences. For example race, gender, culture, ability, sexual orientation, learning differences, etc.</b>	<b>Total Responses</b>	<b>Percent of Total</b>
Strongly Agree	224	27.15%
Agree	349	42.30%
Neutral	179	21.70%
Disagree	64	7.76%
Strongly Disagree	9	1.09%
Total Not Answered	0	0.00%
Total Respondents	825	100.00%
<b>22. Staff in this school respect each other's differences.</b>	<b>Total Responses</b>	<b>Percent of Total</b>
Strongly Agree	436	52.85%
Agree	290	35.15%
Neutral	75	9.09%
Disagree	17	2.06%
Strongly Disagree	7	0.85%

	Total Not Answered	0	0.00%
	Total Respondents	825	100.00%
<b>Communication</b>			
<b>23. At this school, there is honest communication on important school issues.</b>	<b>Total Responses</b>	<b>Percent of Total</b>	
Strongly Agree	492	59.64%	
Agree	288	34.91%	
Neutral	36	4.36%	
Disagree	7	0.85%	
Strongly Disagree	2	0.24%	
	Total Not Answered	0	0.00%
	Total Respondents	825	100.00%
<b>24. School administrators communicate a clear vision for this school.</b>	<b>Total Responses</b>	<b>Percent of Total</b>	
Strongly Agree	366	44.36%	
Agree	241	29.21%	
Neutral	143	17.33%	
Disagree	48	5.82%	
Strongly Disagree	27	3.27%	
	Total Not Answered	0	0.00%
	Total Respondents	825	100.00%
<b>25. I am well informed about what is happening in my school.</b>	<b>Total Responses</b>	<b>Percent of Total</b>	
Strongly Agree	302	36.61%	
Agree	294	35.64%	
Neutral	144	17.45%	
Disagree	66	8.00%	
Strongly Disagree	19	2.30%	
	Total Not Answered	0	0.00%
	Total Respondents	825	100.00%
<b>Leadership</b>			
<b>26. I feel comfortable going to at least one member of this school's administrative team if I have a problem.</b>	<b>Total Responses</b>	<b>Percent of Total</b>	
Strongly Agree	565	68.48%	
Agree	167	20.24%	
Neutral	55	6.67%	
Disagree	25	3.03%	
Strongly Disagree	13	1.58%	
	Total Not Answered	0	0.00%
	Total Respondents	825	100.00%
<b>27. Administrators at this school behave in a professional manner.</b>	<b>Total Responses</b>	<b>Percent of Total</b>	
Strongly Agree	539	65.33%	
Agree	192	23.27%	
Neutral	58	7.03%	
Disagree	25	3.03%	
Strongly Disagree	11	1.33%	
	Total Not Answered	0	0.00%
	Total Respondents	825	100.00%
<b>28. The principal sets high expectations and progress toward goals.</b>	<b>Total Responses</b>	<b>Percent of Total</b>	
Strongly Agree	461	55.88%	
Agree	243	29.45%	

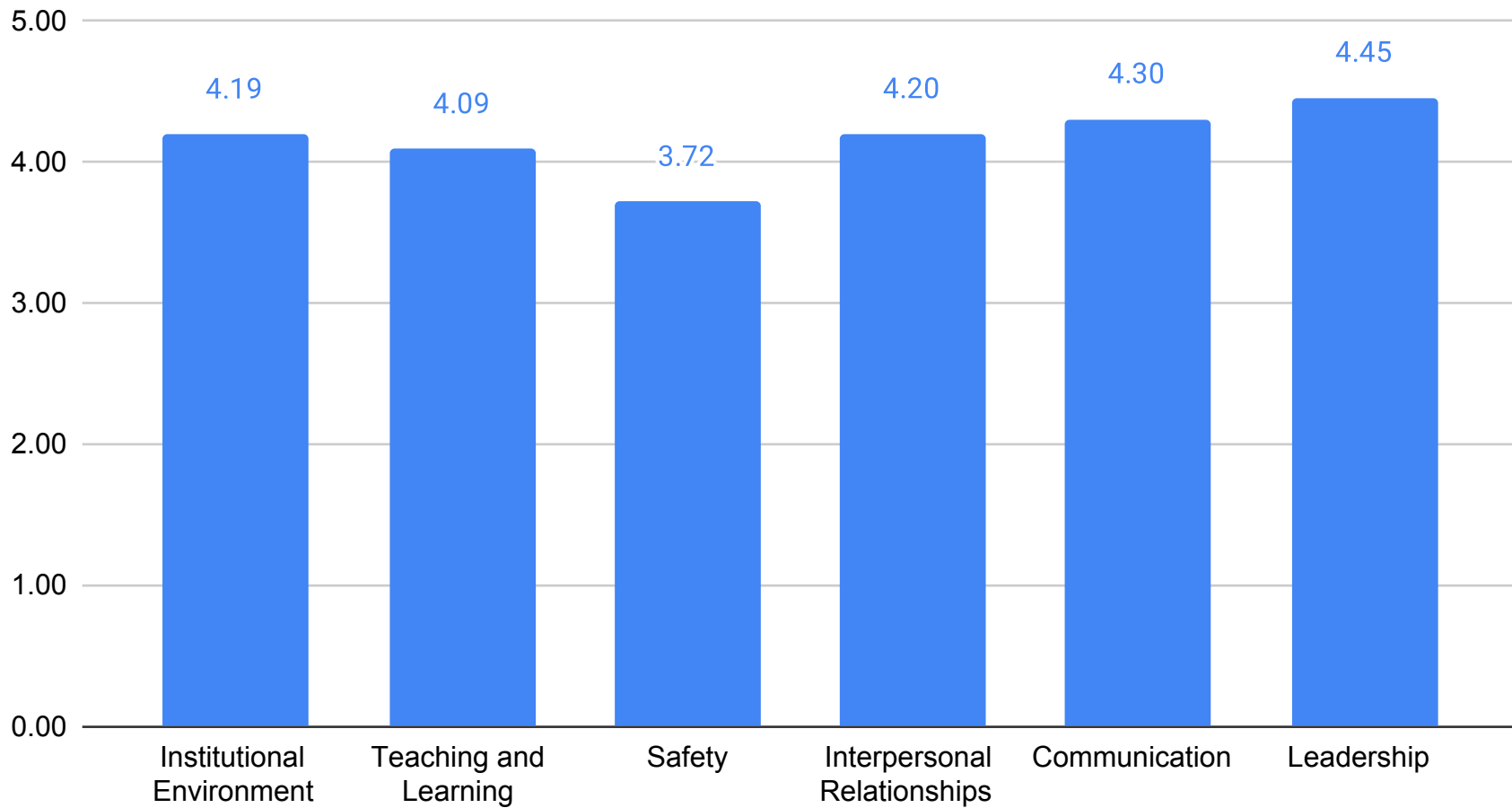
Neutral	92	11.15%
Disagree	23	2.79%
Strongly Disagree	6	0.73%
Total Not Answered	0	0.00%
Total Respondents	825	100.00%

<b>29. What is your role at this particular school?</b>	<b>Total Responses</b>	<b>Percent of Total</b>
Class Teacher	440	53.33%
Specialist	136	16.48%
Other Certified	135	16.36%
Non-Certified	114	13.82%
Total Not Answered	0	0.00%
Total Respondents	825	100.00%

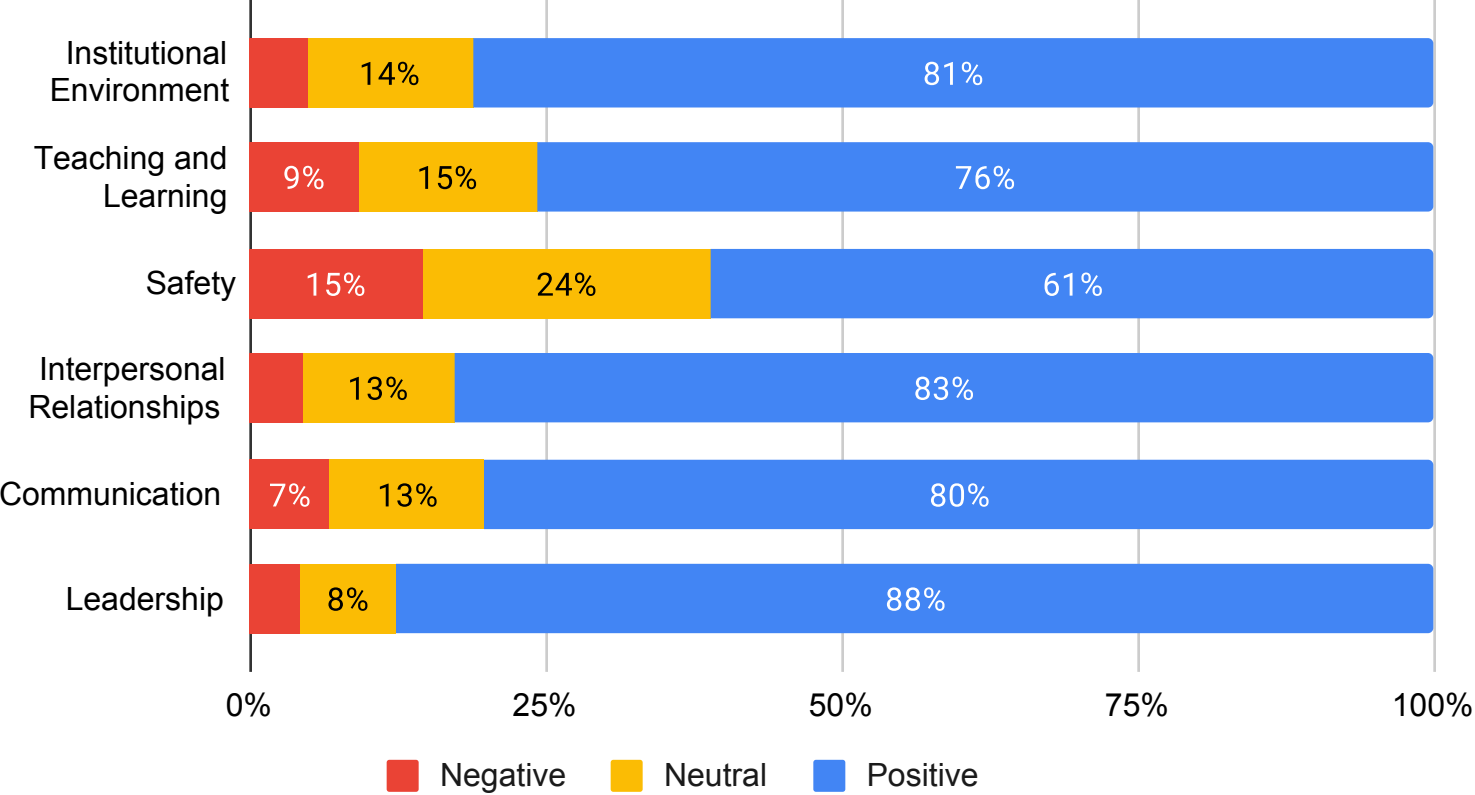
<b>30. How many years have you been working at this school?</b>	<b>Total Responses</b>	<b>Percent of Total</b>
0-2 years	147	17.82%
3-5 years	156	18.91%
6-9 years	149	18.06%
10-15 years	157	19.03%
16 years+	216	26.18%
Total Not Answered	0	0.00%
Total Respondents	825	100.00%

<b>31. How many years have you been working in this profession?</b>	<b>Total Responses</b>	<b>Percent of Total</b>
0-2 years	34	4.12%
3-5 years	57	6.91%
6-9 years	97	11.76%
10-15 years	222	26.91%
16 years+	415	50.30%
Total Not Answered	0	0.00%
Total Respondents	825	100.00%

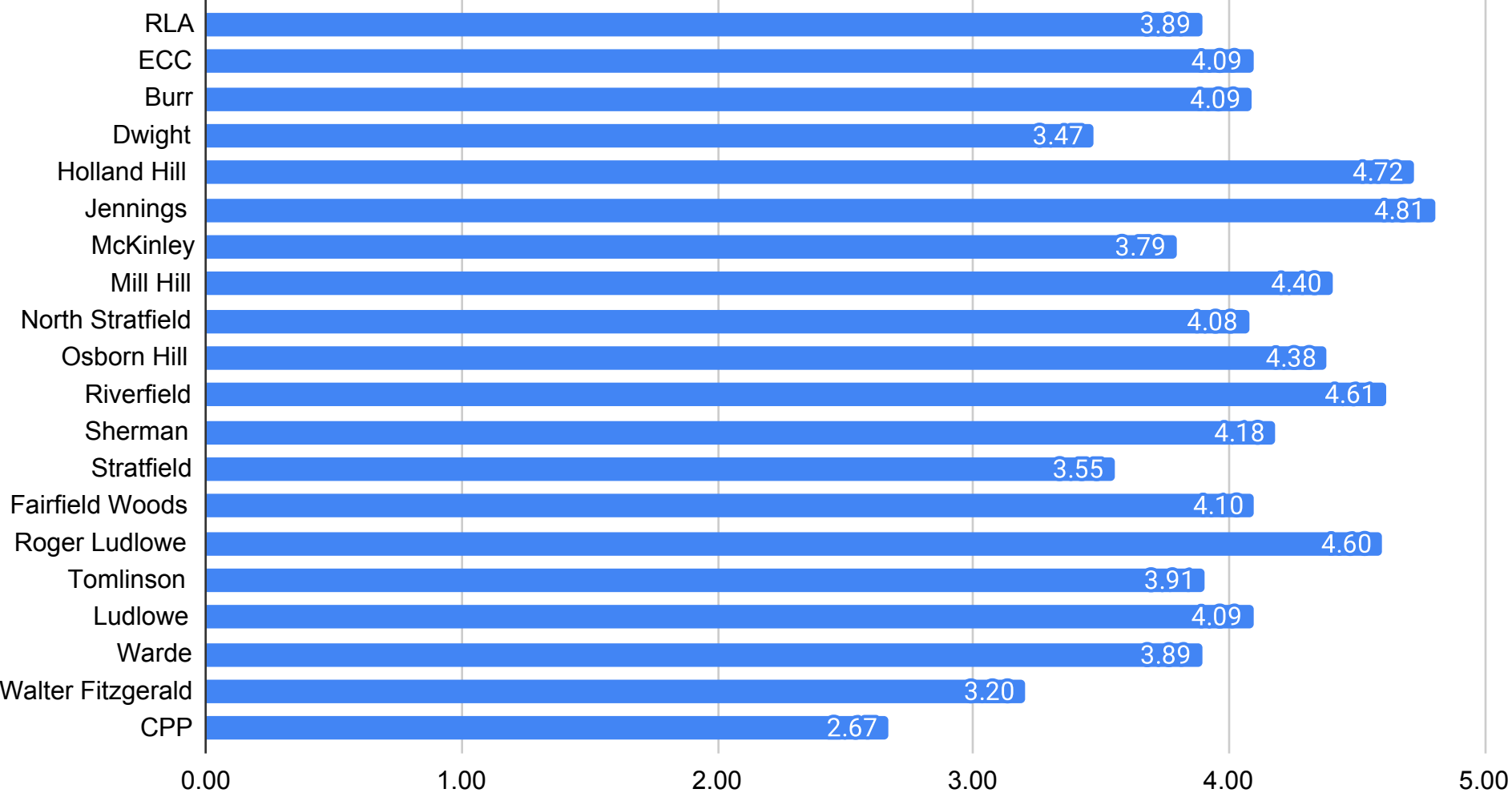
## District Staff Domains



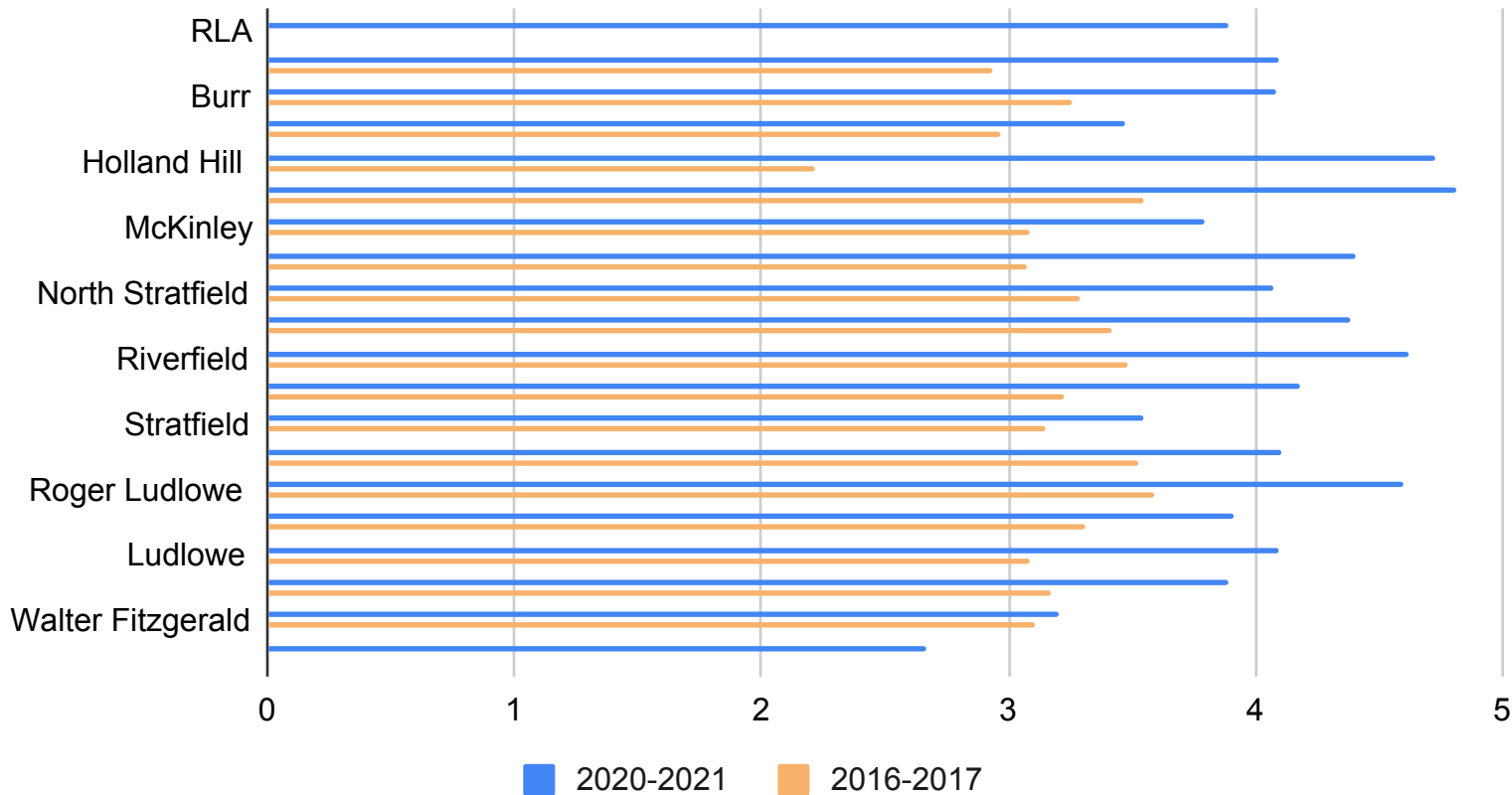
# District Staff Domains



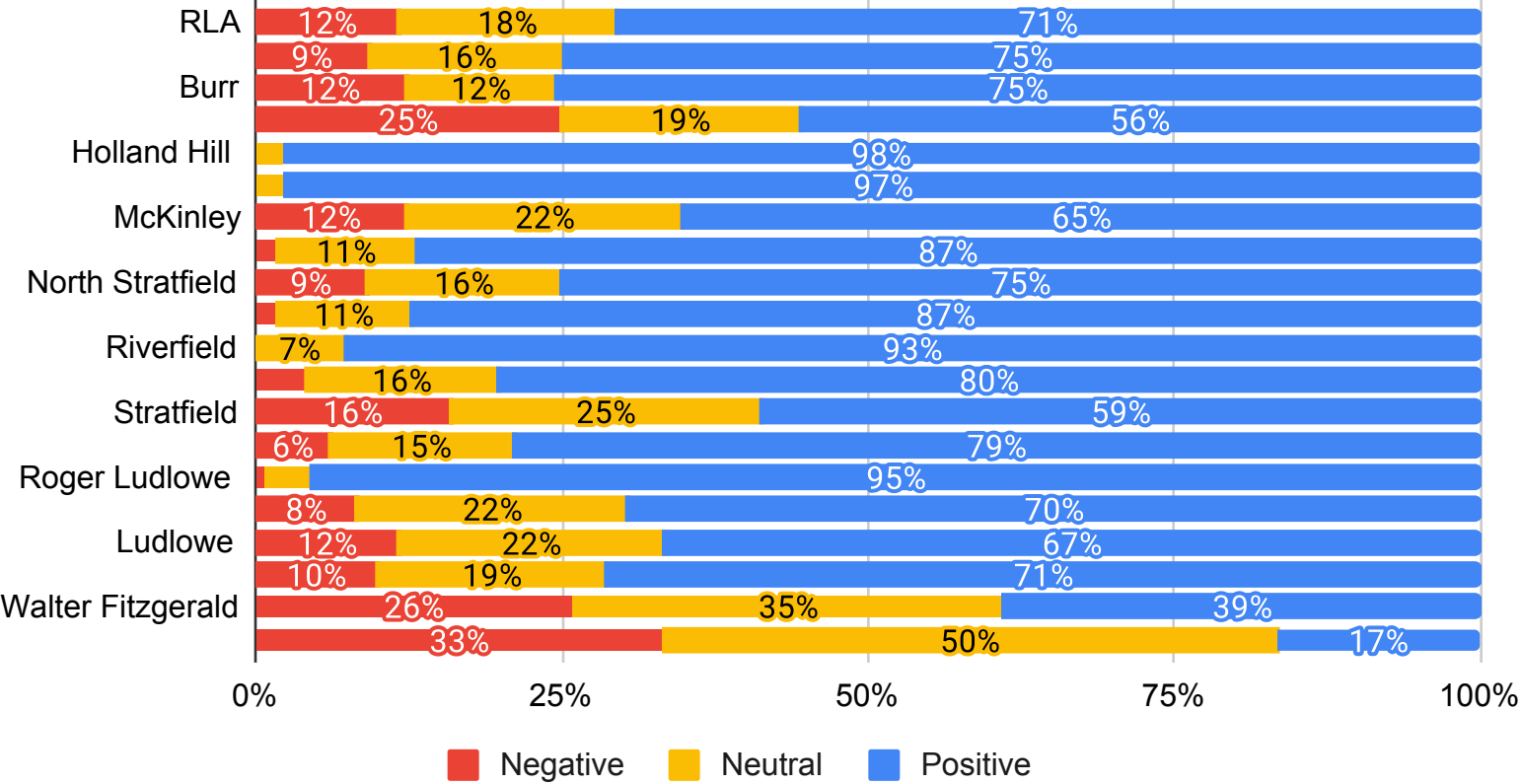
# Staff Average Domain 1: Institutional Environment



# Staff Average Domain 1: Institutional Environment

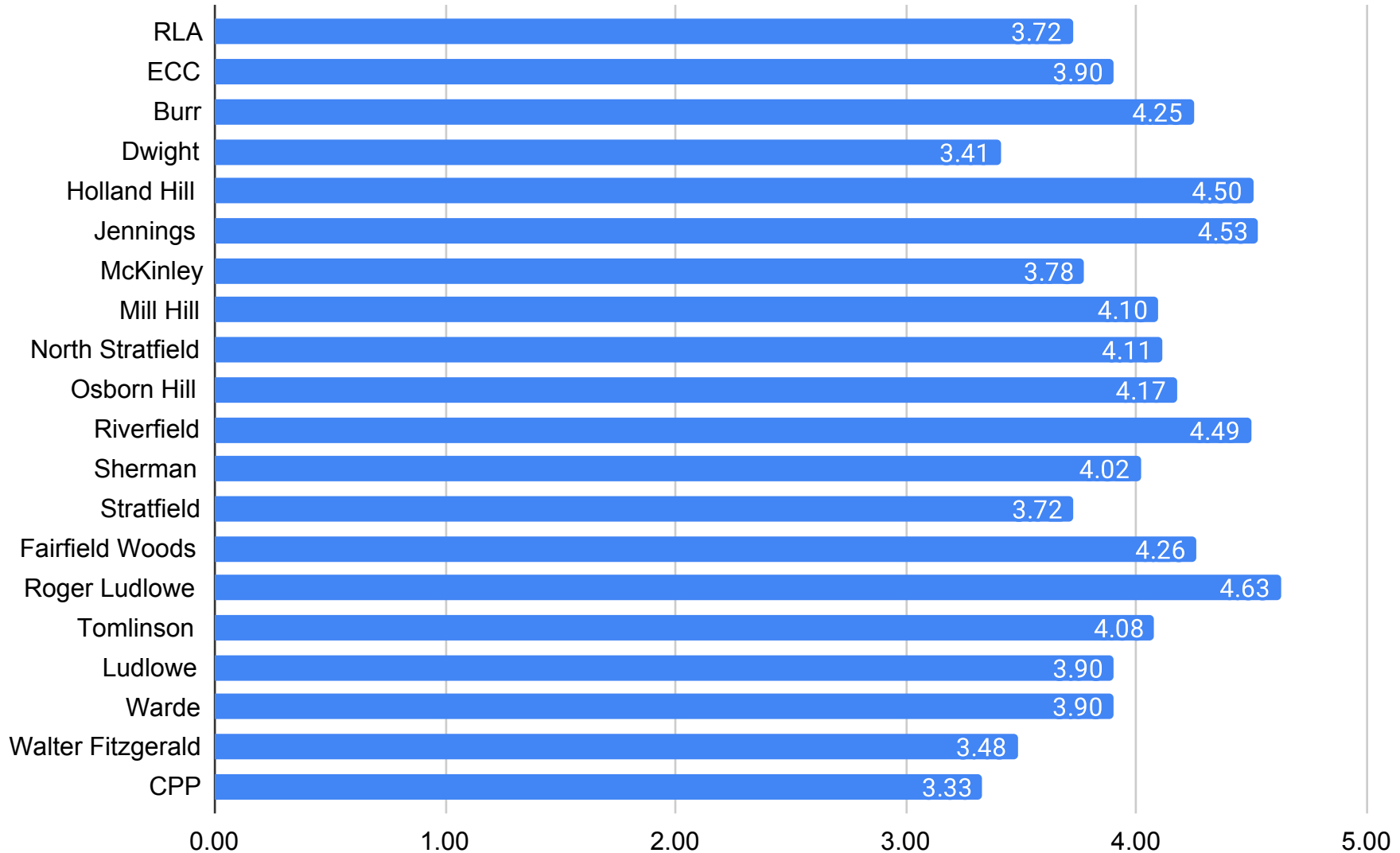


# Staff Domain 1: Institutional Environment

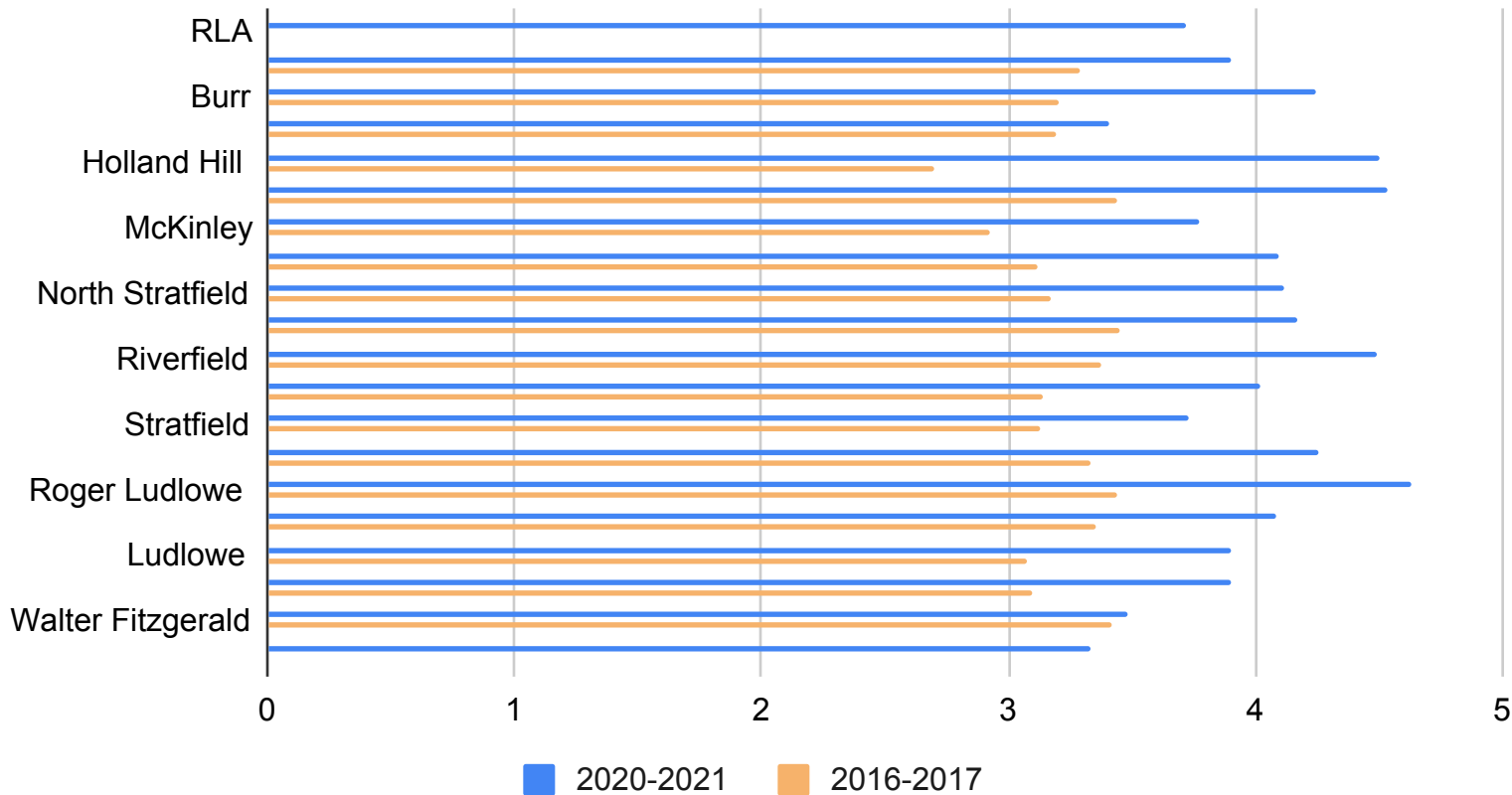




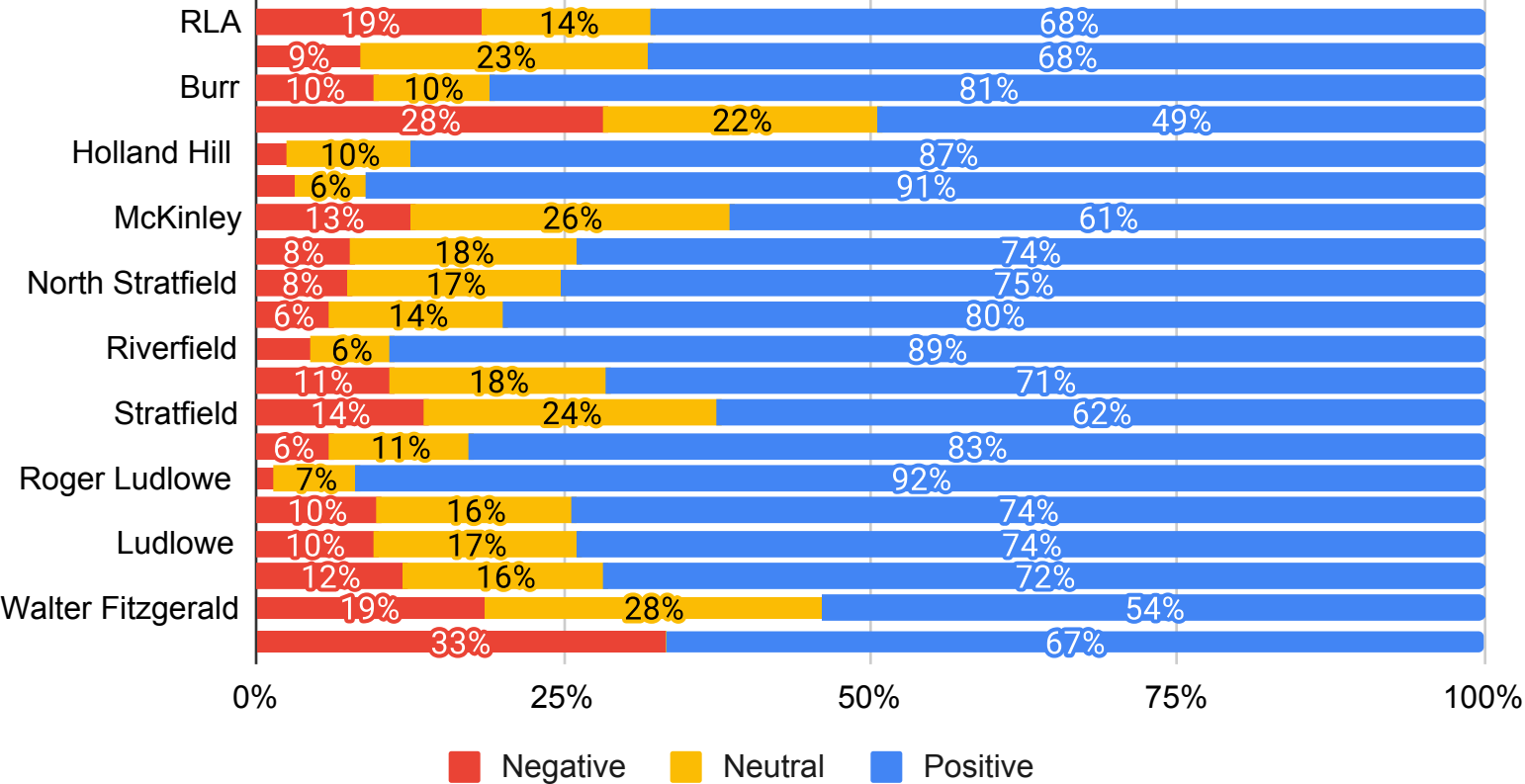
## Staff Average Domain 2: Teaching and Learning



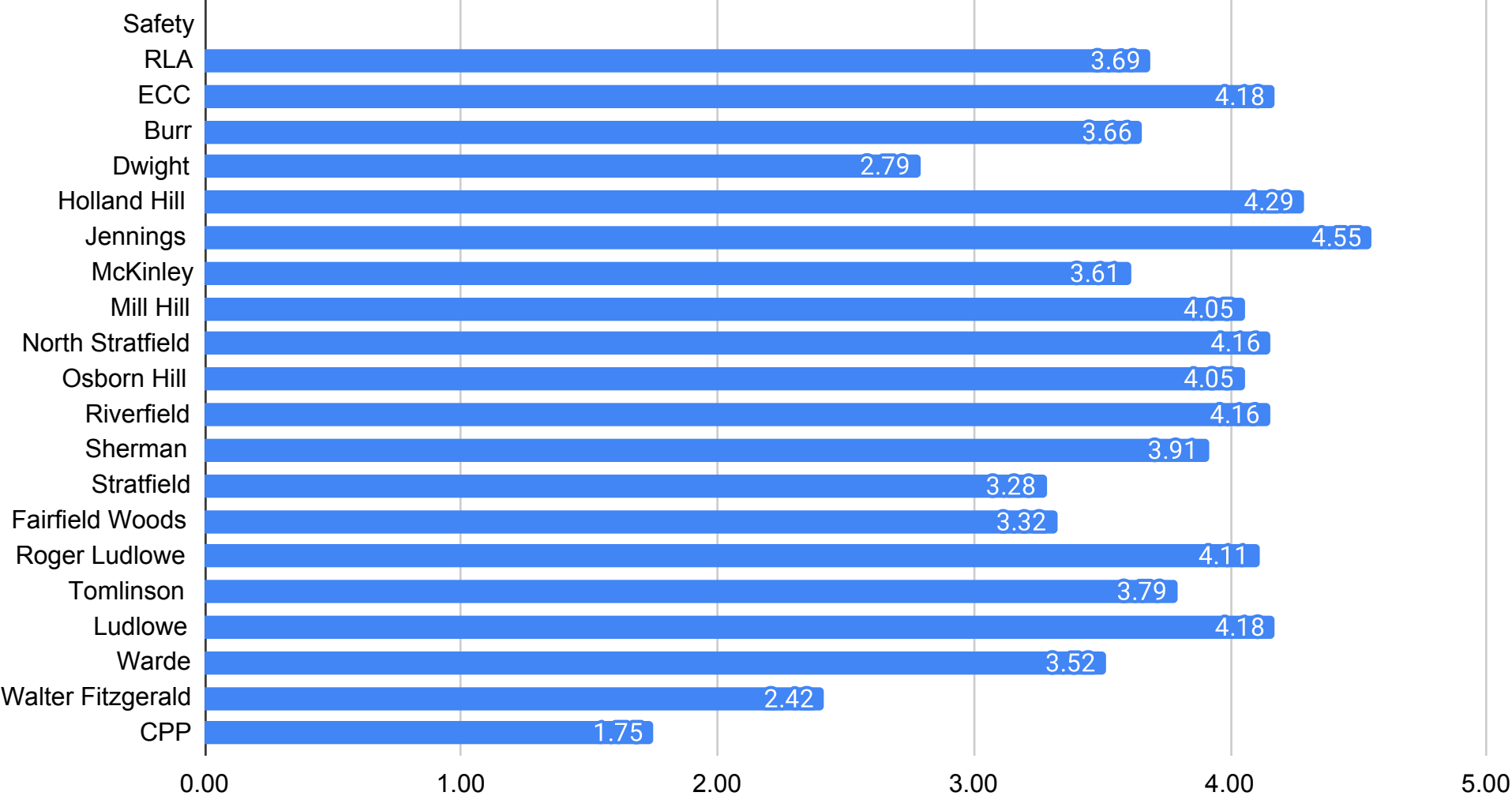
## Staff Average Domain 2: Teaching and Learning



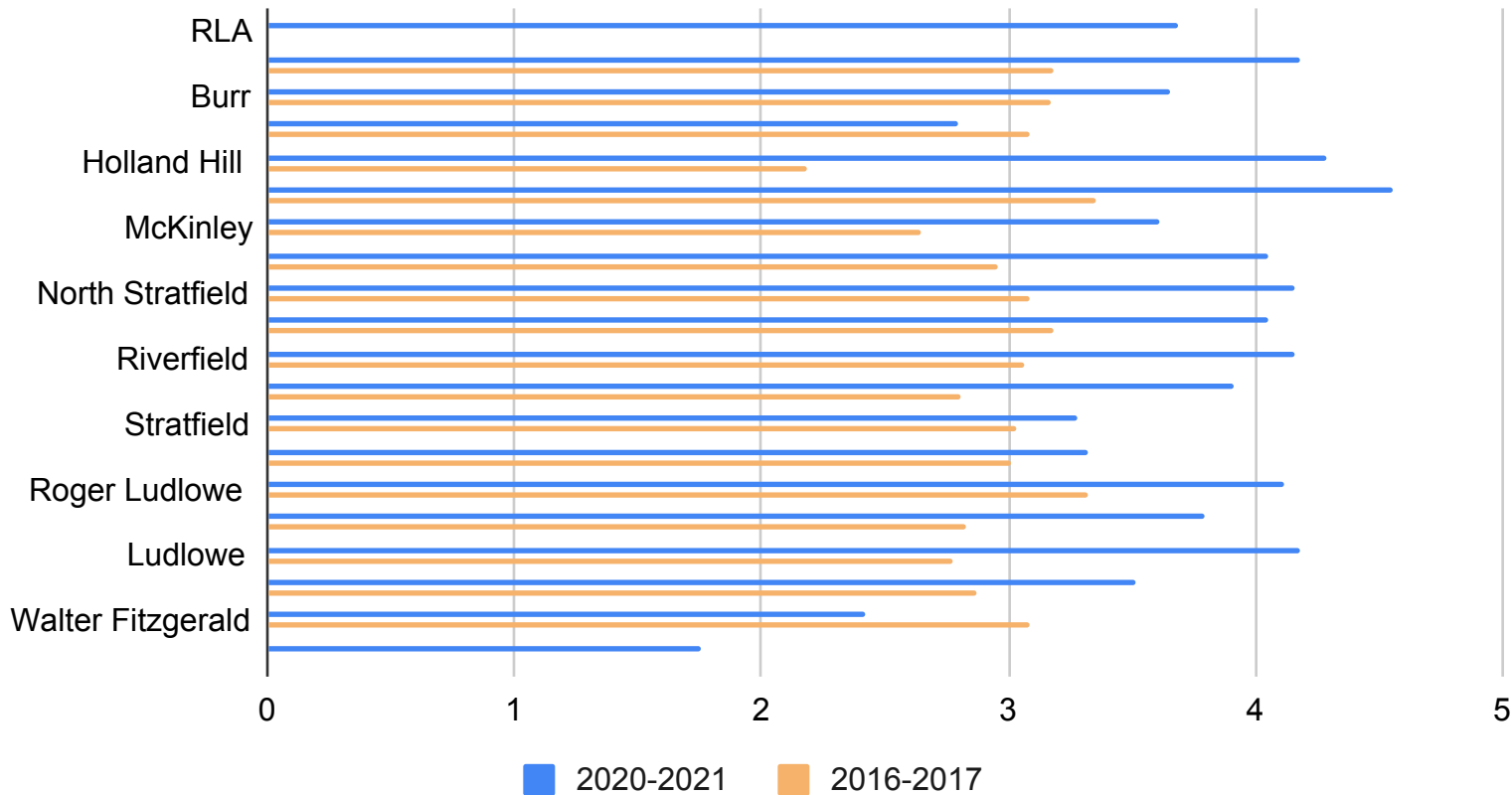
# Staff Domain 2: Teaching and Learning



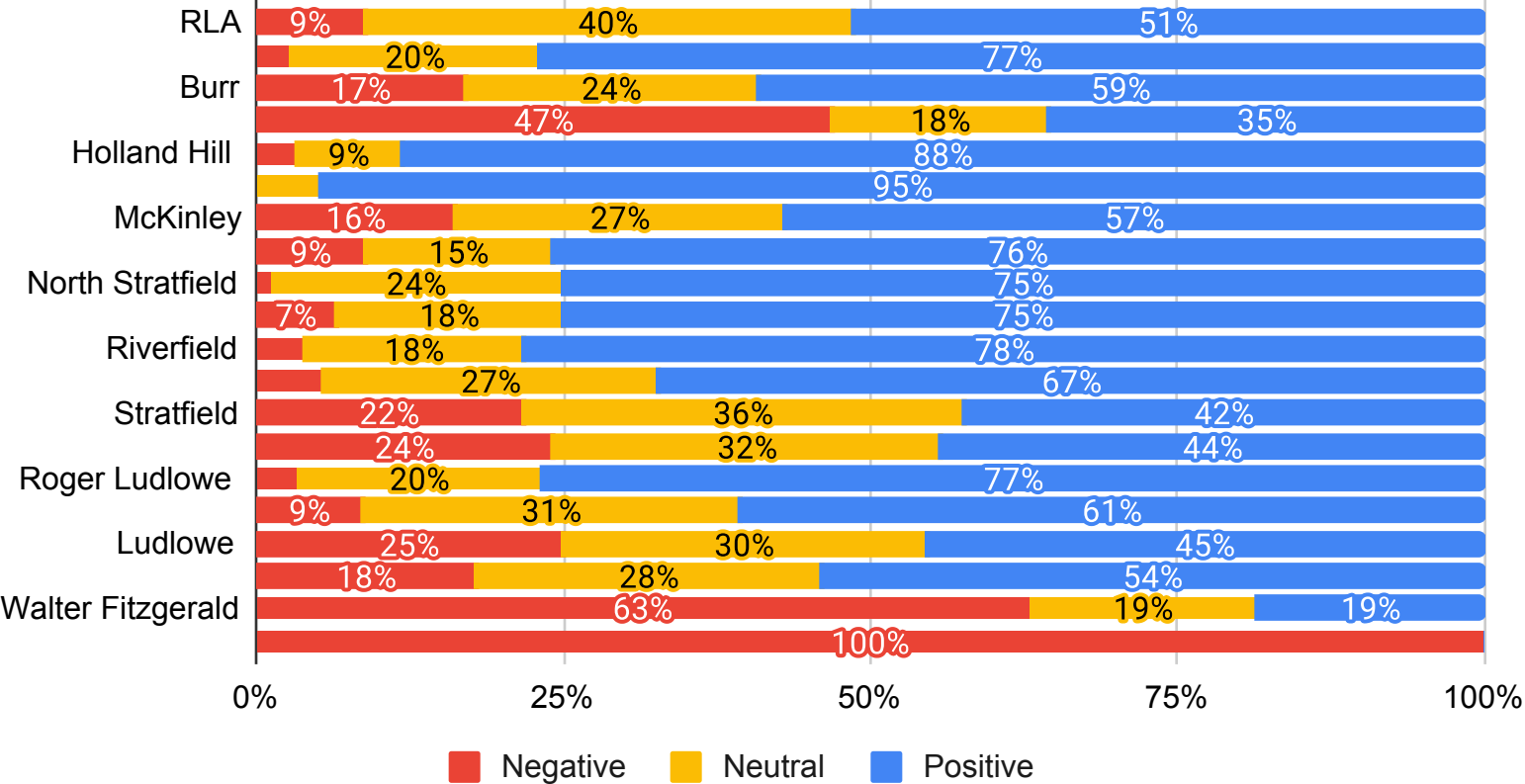
# Staff Average Domain 3: Safety



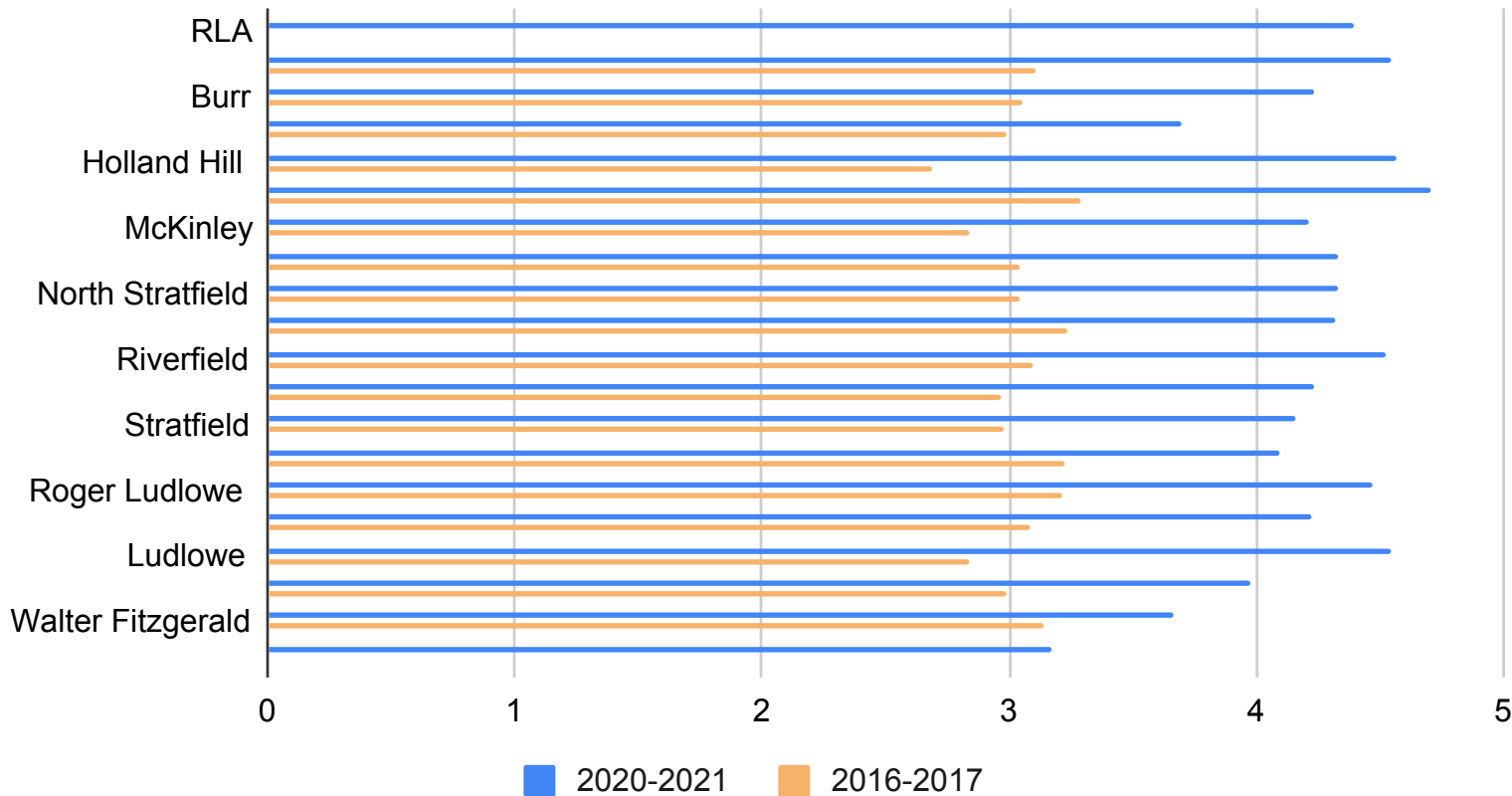
## Staff Average Domain 3: Safety



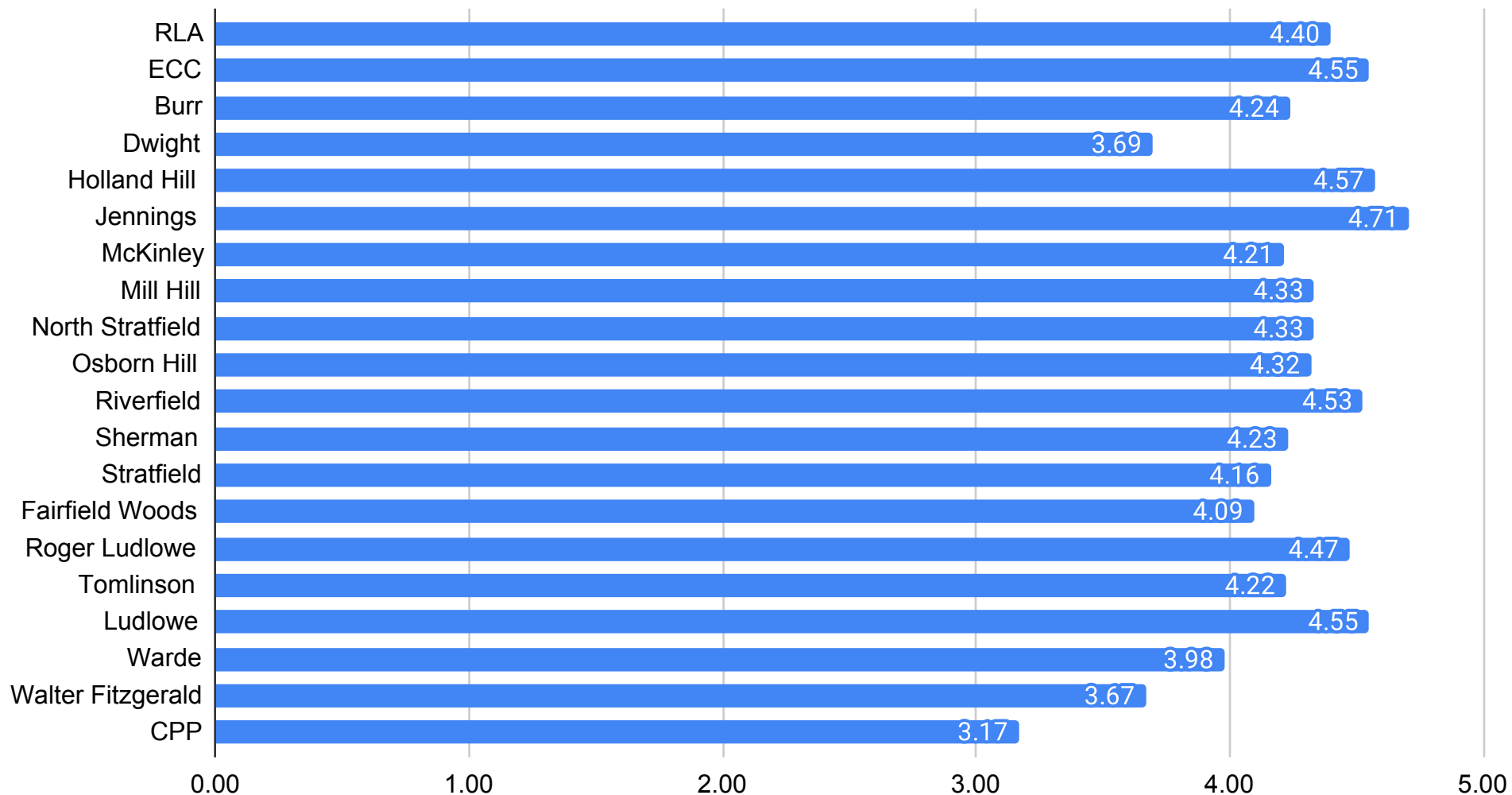
# Staff Domain 3: Safety



## Staff Average Domain 4: Interpersonal Relationships

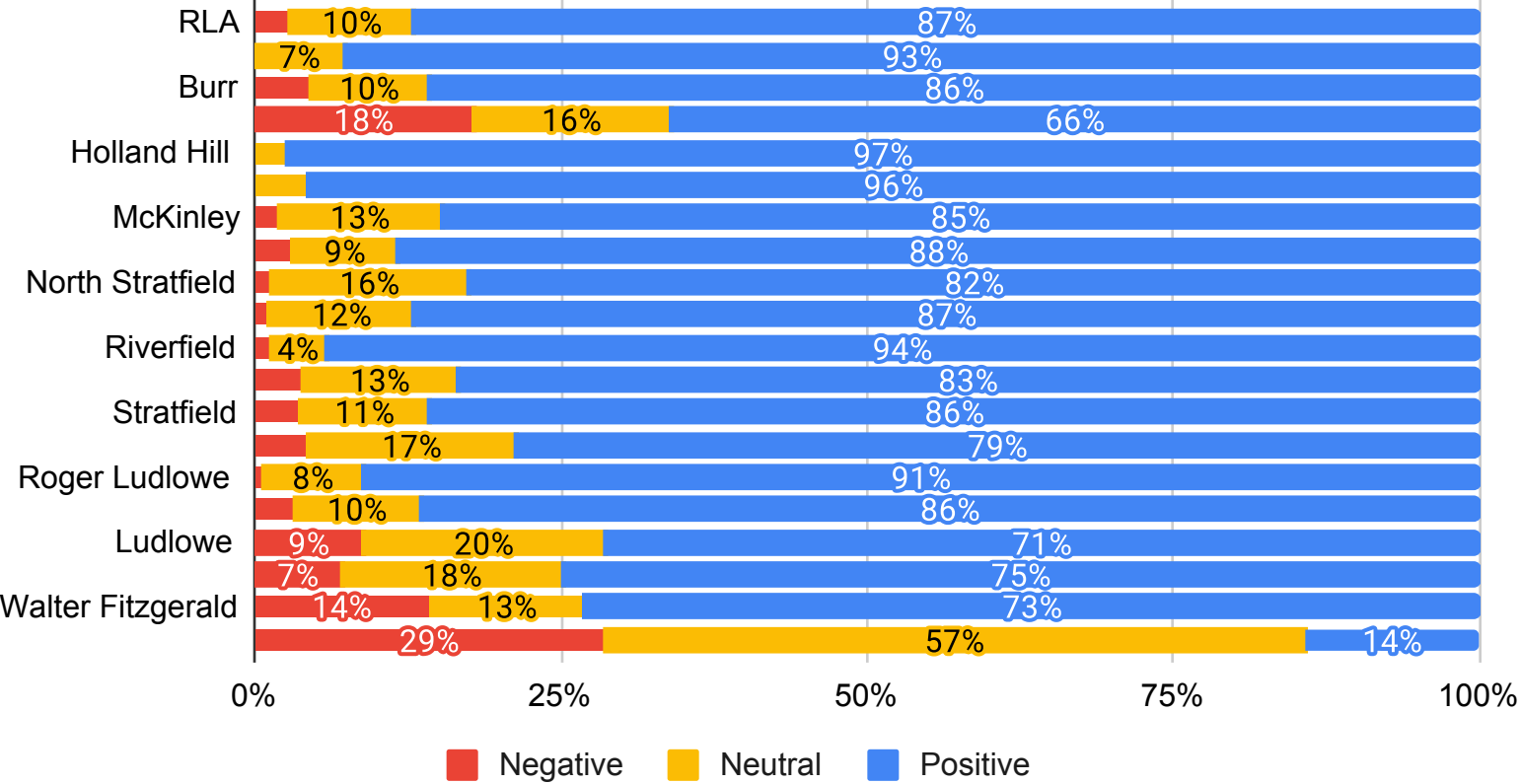


## Staff Average Domain 4: Interpersonal Relationships

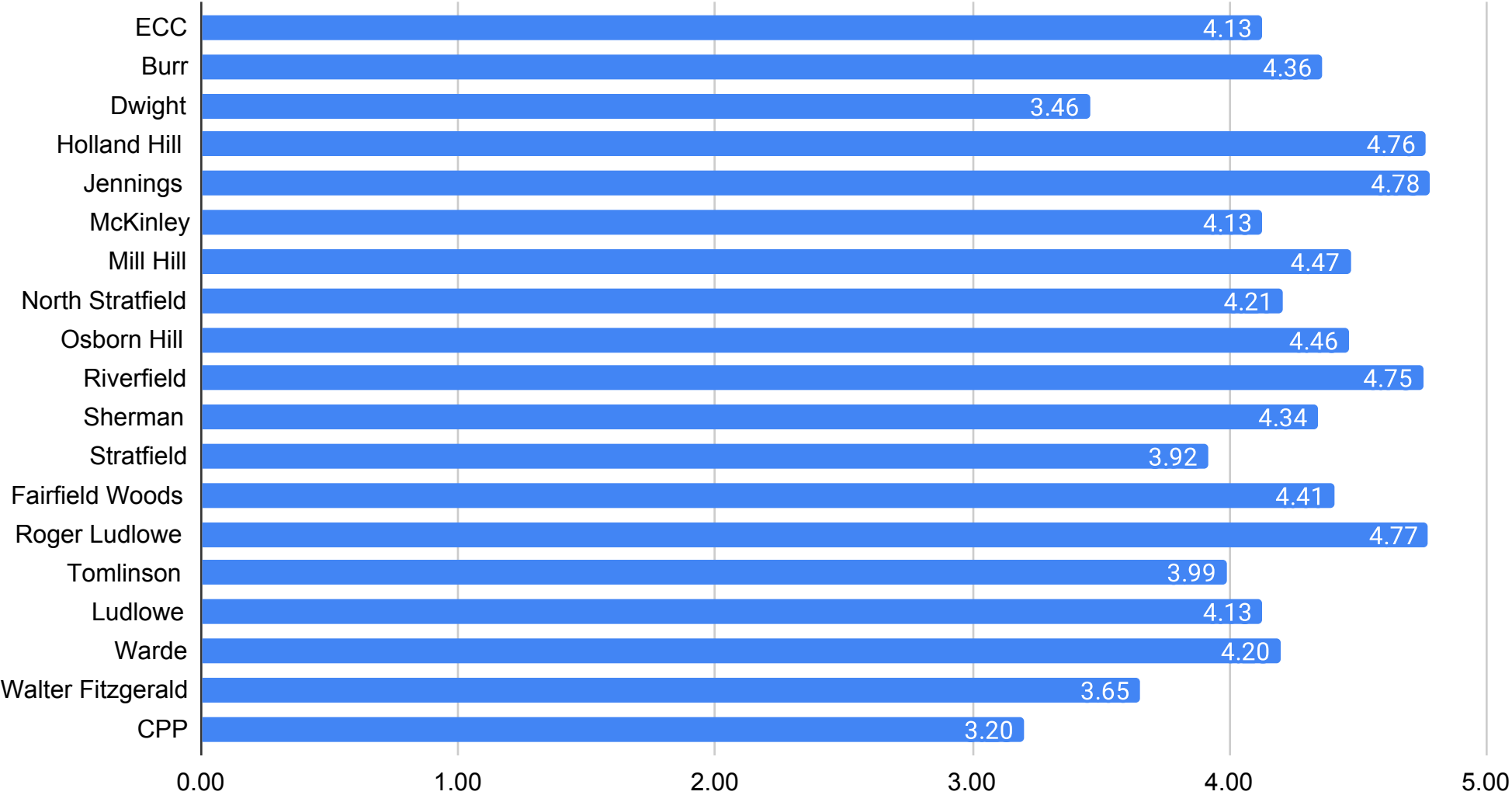




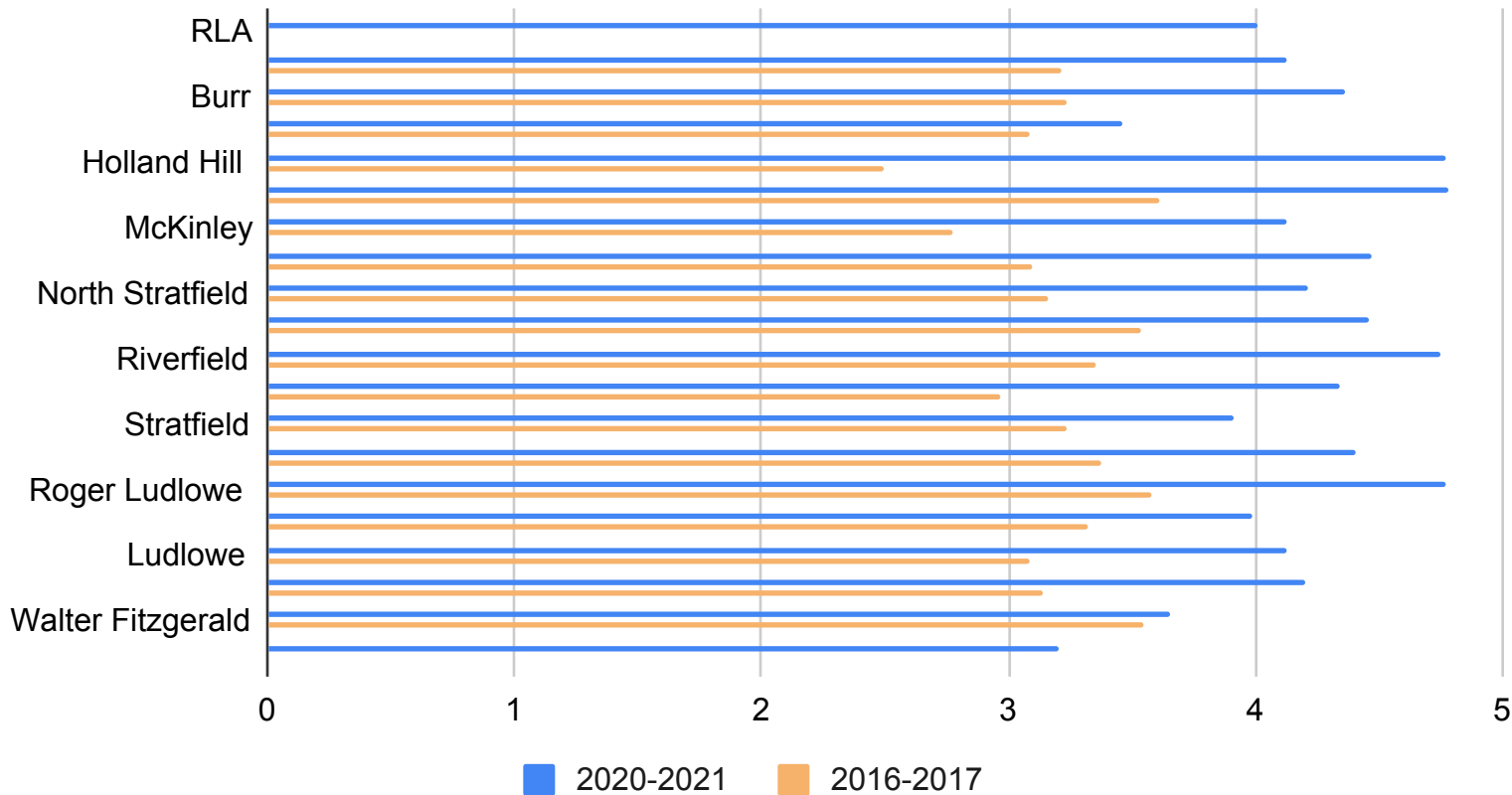
# Staff Domain 4: Interpersonal Relationships



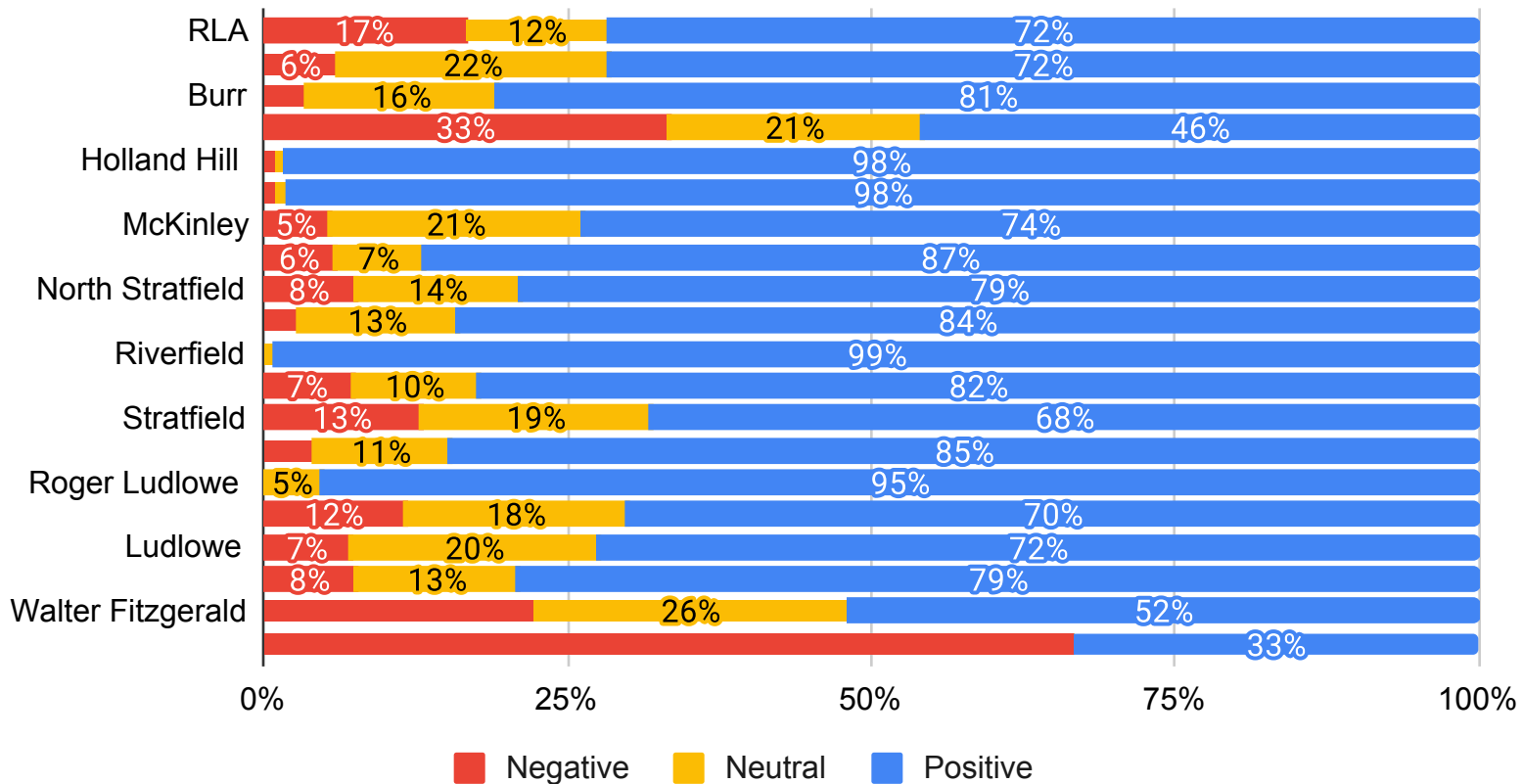
# Staff Average Domain 5: Communication



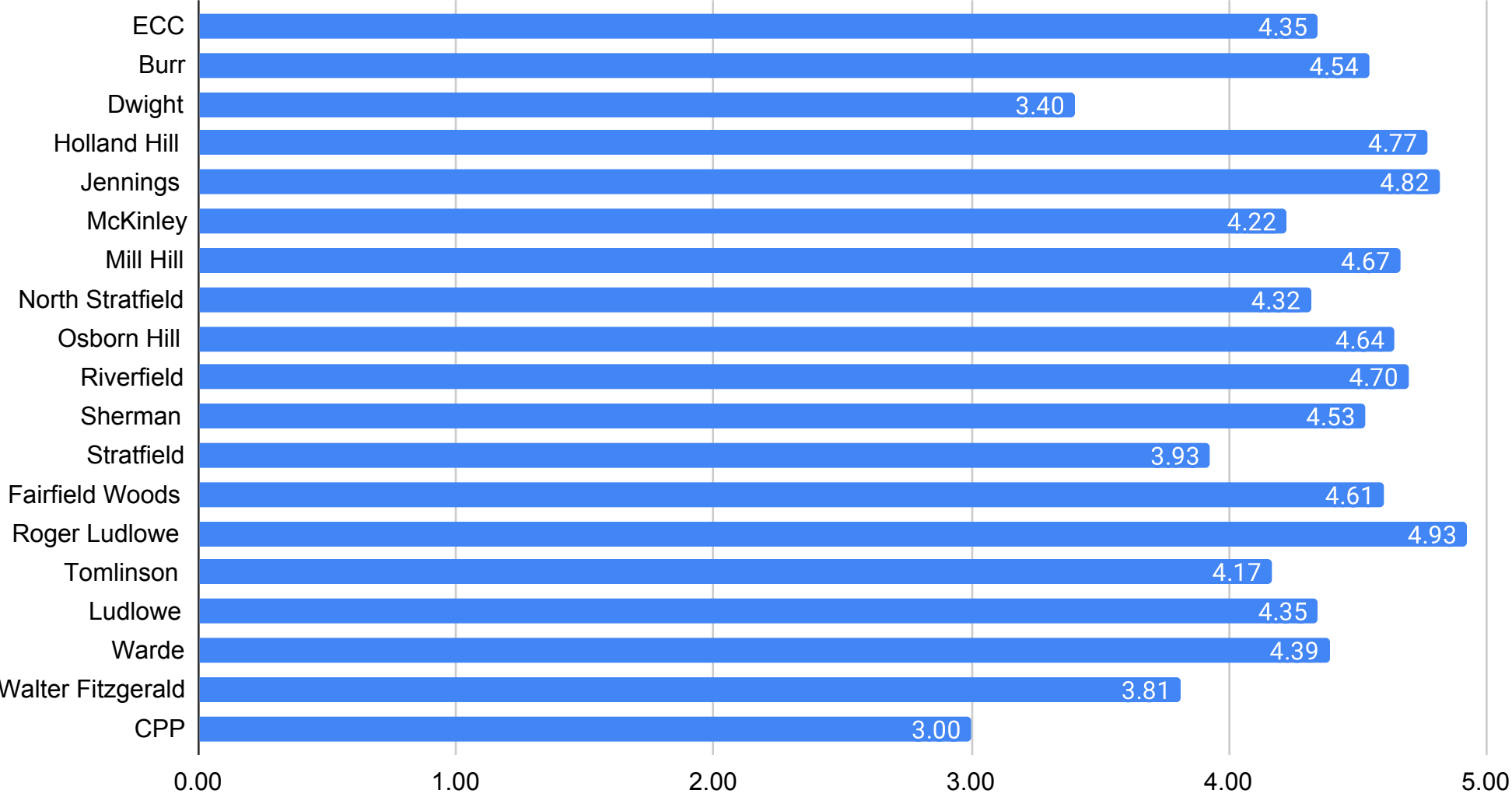
## Staff Average Domain 5: Communication



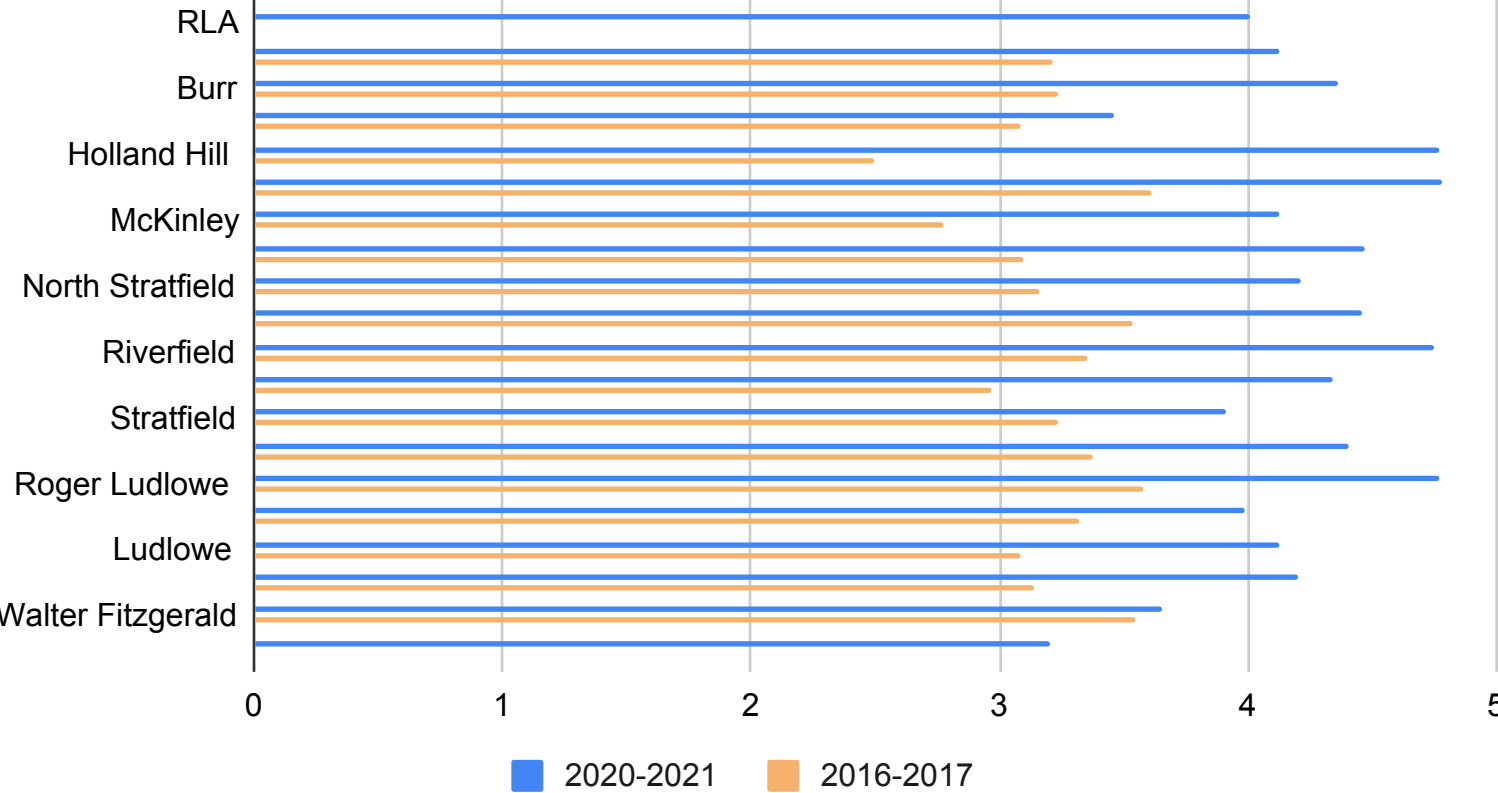
# Staff Domain 5: Communication



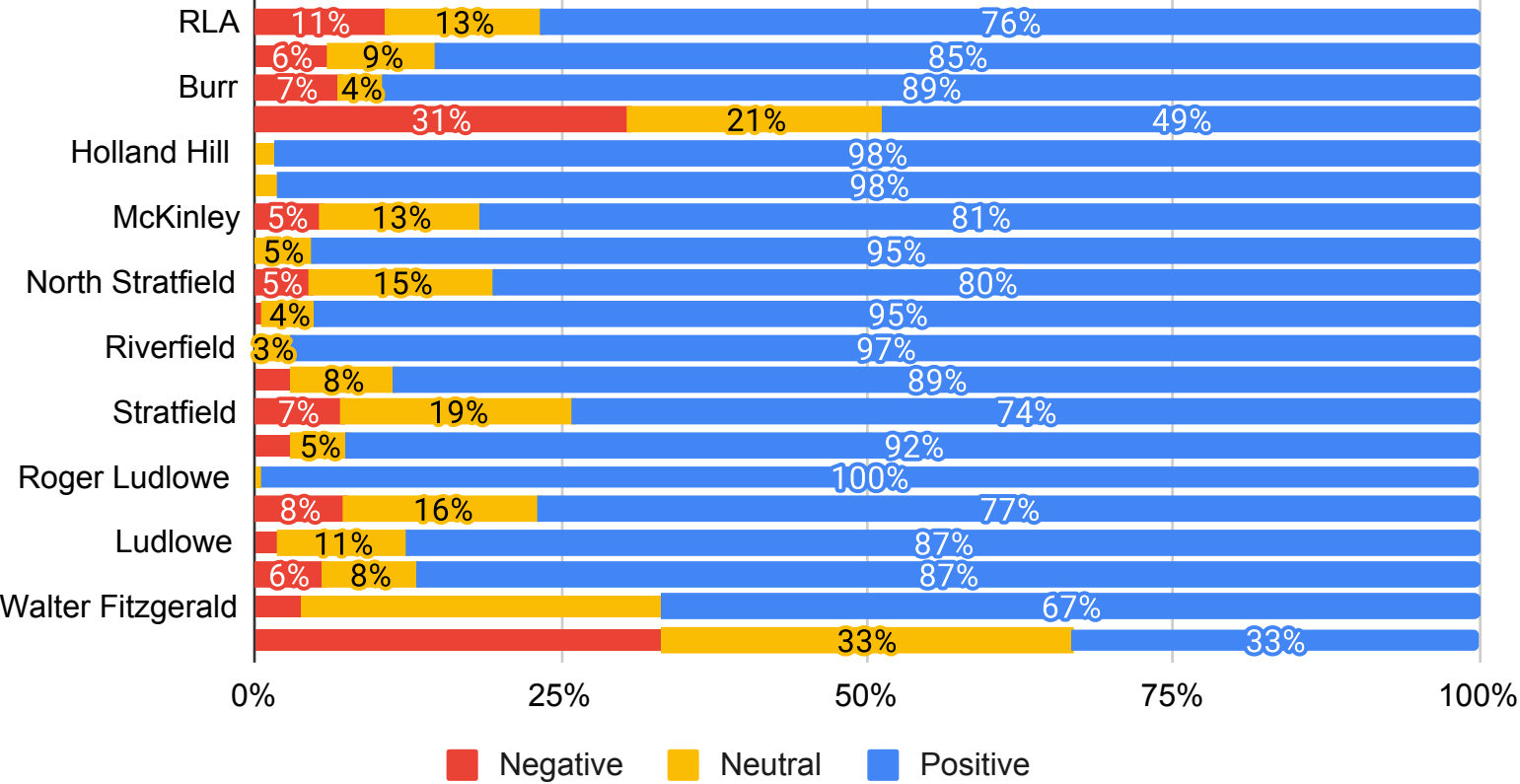
# Staff Average Domain 6: Leadership



# Staff Average Domain 6: Leadership



# Staff Domain 6: Leadership



## 2021 Climate Survey - Students 6-12 FPS All

Number of Responses: 3006

### Institutional Environment

1. I like my school.		Total Responses	Percent of Total
Strongly Agree		627	20.86%
Agree		1394	46.37%
Neutral		717	23.85%
Disagree		173	5.76%
Strongly Disagree		0	0.00%
Total Not Answered		0	0.00%
Total Respondents		3006	100.00%
2. My school is kept clean and well maintained.		Total Responses	Percent of Total
Strongly Agree		659	22.03%
Agree		1391	46.51%
Neutral		679	22.70%
Disagree		214	7.15%
Strongly Disagree		46	1.54%
Total Not Answered		2	0.07%
Total Respondents		2991	100.00%
3. I feel like I belong at my school.		Total Responses	Percent of Total
Strongly Agree		808	26.88%
Agree		1186	39.45%
Neutral		683	22.72%
Disagree		221	7.35%
Strongly Disagree		108	3.59%
Total Not Answered		0	0.00%
Total Respondents		3006	100.50%
4. I would recommend this school to others.		Total Responses	Percent of Total
Strongly Agree		759	25.25%
Agree		1123	37.36%
Neutral		727	24.18%
Disagree		241	8.02%
Strongly Disagree		156	5.19%
Total Not Answered		0	0.00%
Total Respondents		3006	100.00%
5. Teachers and other adults at this school listen to student's ideas about how to improve the school.		Total Responses	Percent of Total
Strongly Agree		325	10.81%
Agree		737	24.52%
Neutral		974	32.40%
Disagree		597	19.86%
Strongly Disagree		373	12.41%
Total Not Answered		0	0.00%
Total Respondents		3006	100.00%
6. I have opportunities to express myself at school.		Total Responses	Percent of Total
Strongly Agree		651	21.66%
Agree		1108	36.86%
Neutral		771	25.65%
Disagree		331	11.01%
Strongly Disagree		145	4.82%
Total Not Answered		0	0.00%
Total Respondents		3006	100.00%
7. Students have many opportunities in my school to get involved in sports, clubs, and other school activities outside of class.		Total Responses	Percent of Total
Strongly Agree		1225	40.75%
Agree		1008	33.53%
Neutral		529	17.60%
Disagree		172	5.72%
Strongly Disagree		72	2.40%
Total Not Answered		0	0.00%
Total Respondents		3006	100.00%



<b>8. I am involved in an after or before school club or activity.</b>	<b>Total Responses</b>	<b>Percent of Total</b>
Yes	1378	45.84%
No	1628	54.16%
Total Not Answered	0	0.00%
Total Respondents	3006	100.00%

<b>9. I am involved in athletics at school.</b>	<b>Total Responses</b>	<b>Percent of Total</b>
Yes	1231	40.95%
No	1775	59.05%
Total Not Answered	0	0.00%
Total Respondents	3006	100.00%

<b>10. If you do not participate in clubs, activities, or athletics after school, why not? Check all that apply.</b>	<b>Total Responses</b>	<b>Percent of Total</b>
I work after school.	530	17.63%
I have too much homework.	878	29.21%
I have family obligations.	88	2.93%
I participate in other community activities.	489	16.27%
I'm nervous about trying new things.	123	4.09%
I don't know who is participating.	74	2.46%
My friends would make fun of me.	7	0.23%
I don't have transportation to get home.	26	0.86%
It's too expensive.	4	0.13%
I don't feel welcome.	10	0.33%
There is nothing offered that interests me.	399	13.27%
Total Not Answered	378	12.57%
Total Respondents	3006	100.00%

#### Teaching and Learning

<b>11. There are high expectations for learning at my school.</b>	<b>Total Responses</b>	<b>Percent of Total</b>
Strongly Agree	774	25.75%
Agree	1350	44.91%
Neutral	701	23.32%
Disagree	145	4.82%
Strongly Disagree	36	1.20%
Total Not Answered	0	0.00%
Total Respondents	3006	100.00%

<b>12. Students at my school do all their homework.</b>	<b>Total Responses</b>	<b>Percent of Total</b>
Strongly Agree	86	2.86%
Agree	530	17.63%
Neutral	1242	41.32%
Disagree	752	25.02%
Strongly Disagree	396	13.17%
Total Not Answered	0	0.00%
Total Respondents	3006	100.00%

<b>13. Students at my school think it is OK to cheat.</b>	<b>Total Responses</b>	<b>Percent of Total</b>
Strongly Agree	241	8.02%
Agree	481	16.00%
Neutral	933	31.04%
Disagree	897	29.84%
Strongly Disagree	454	15.10%
Total Not Answered	0	0.00%
Total Respondents	3006	100.00%

<b>14. Students at my school think it is OK to cheat if other students are cheating.</b>	<b>Total Responses</b>	<b>Percent of Total</b>
Strongly Agree	387	12.87%
Agree	584	19.43%
Neutral	909	30.24%
Disagree	710	23.62%
Strongly Disagree	416	13.84%
Total Not Answered	0	0.00%
Total Respondents	3006	100.00%

<b>15. I have gone for extra help with my teachers outside of class time.</b>	<b>Total Responses</b>	<b>Percent of Total</b>
Strongly Agree	542	18.03%
Agree	664	22.09%
Neutral	531	17.66%

Disagree									548	18.23%
Strongly Disagree									721	23.99%
Total Not Answered									0	0.00%
Total Respondents									3006	100.00%
<b>16. My teachers give me the opportunity to show what I have learned in many ways.</b>										
									<b>Total Responses</b>	<b>Percent of Total</b>
Strongly Agree									441	14.67%
Agree									1187	39.49%
Neutral									1005	33.43%
Disagree									285	9.48%
Strongly Disagree									88	2.93%
Total Not Answered									0	0.00%
Total Respondents									3006	100.00%
<b>17. My teachers show me how to understand and learn from my mistakes.</b>										
									<b>Total Responses</b>	<b>Percent of Total</b>
Strongly Agree									438	14.57%
Agree									1080	35.93%
Neutral									951	31.64%
Disagree									409	13.61%
Strongly Disagree									128	4.26%
Total Not Answered									0	0.00%
Total Respondents									3006	100.00%
<b>18. My teachers engage me in learning and keep my interest.</b>										
									<b>Total Responses</b>	<b>Percent of Total</b>
All of my teachers									319	10.61%
Most of my teachers									1647	54.79%
Some of my teachers									984	32.73%
None of my teachers									56	1.86%
Total Not Answered									0	0.00%
Total Respondents									3006	100.00%
<b>19. My teachers encourage students to take risks and share their ideas about things we are learning in class.</b>										
									<b>Total Responses</b>	<b>Percent of Total</b>
All of my teachers									519	17.27%
Most of my teachers									1574	52.36%
Some of my teachers									819	27.25%
None of my teachers									94	3.13%
Total Not Answered									0	0.00%
Total Respondents									3006	100.00%
<b>20. My teachers help me improve my work if I do poorly on an assignment.</b>										
									<b>Total Responses</b>	<b>Percent of Total</b>
All of my teachers									513	17.07%
Most of my teachers									1258	41.85%
Some of my teachers									1034	34.40%
None of my teachers									201	6.69%
Total Not Answered									0	0.00%
Total Respondents									3006	100.00%
<b>21. My teachers challenge me to do my personal best.</b>										
									<b>Total Responses</b>	<b>Percent of Total</b>
All of my teachers									860	28.61%
Most of my teachers									1511	50.27%
Some of my teachers									544	18.10%
None of my teachers									91	3.03%
Total Not Answered									0	0.00%
Total Respondents									3006	100.00%
<b>22. My teachers value my voice and my contributions in class.</b>										
									<b>Total Responses</b>	<b>Percent of Total</b>
All of my teachers									780	25.95%
Most of my teachers									1544	51.36%
Some of my teachers									587	19.53%
None of my teachers									95	3.16%
Total Not Answered									0	0.00%
Total Respondents									3006	100.00%
<b>23. How much do each of these classroom activities and approach to assignments interest or engage you?</b>										
									<b>Total Responses</b>	<b>Percent of Total</b>
Teacher lecture/talk	442	15%	1346	45%	798	27%	420	14%	3006	100.00%
Discussions and debates	929	31%	1283	43%	588	20%	206	7%	3006	100.00%
Individual readings	473	16%	1197	40%	878	29%	458	15%	3006	100.00%

Writing projects	450	15%	1119	37%	903	30%	534	18%	3006	100.00%
Research projects (my choice to present the way I want)	1122	37%	1194	40%	503	17%	187	6%	3006	100.00%
Group projects	1234	41%	1093	36%	444	15%	235	8%	3006	100.00%
Presentations and speeches	500	17%	1081	36%	832	28%	593	20%	3006	100.00%
Art, drama activities, and/or role playing	776	26%	823	27%	758	25%	649	22%	3006	100.00%
Projects and lessons involving technology presentations	854	28%	1359	45%	580	19%	213	7%	3006	100.00%
Video, websites, Google searches	874	29%	1394	46%	534	18%	204	7%	3006	100.00%
Total Not Answered									0	0.00%
Total Respondents									3006	100.00%

#### Safety

24. I have seen students spread rumors or gossip through social media.	Total Responses	Percent of Total
Strongly Agree	1088	36.19%
Agree	744	24.75%
Neutral	541	18.00%
Disagree	325	10.81%
Strongly Disagree	308	10.25%

Total Not Answered 0 0.00%  
Total Respondents 3006 100.00%

25. I have been the target of hurtful communication through social media.	Total Responses	Percent of Total
Strongly Agree	215	7.15%
Agree	206	6.85%
Neutral	333	11.08%
Disagree	546	18.16%
Strongly Disagree	1706	56.75%

Total Not Answered 0 0.00%  
Total Respondents 3006 100.00%

26. I have been hurt or physically threatened by other students.	Total Responses	Percent of Total
Strongly Agree	85	2.83%
Agree	111	3.69%
Neutral	232	7.72%
Disagree	421	14.01%
Strongly Disagree	2157	71.76%

Total Not Answered 0 0.00%  
Total Respondents 3006 100.00%

27. There are clear consequences for breaking the rules.	Total Responses	Percent of Total
Strongly Agree	844	28.08%
Agree	929	30.90%
Neutral	683	22.72%
Disagree	344	11.44%
Strongly Disagree	206	6.85%

Total Not Answered 0 0.00%  
Total Respondents 3006 100.00%

28. I think alcohol and/or drug abuse is a problem at my school.	Total Responses	Percent of Total
Strongly Agree	307	10.21%
Agree	355	11.81%
Neutral	598	19.89%
Disagree	605	20.13%
Strongly Disagree	1141	37.96%

Total Not Answered 0 0.00%  
Total Respondents 3006 100.00%

29. I have seen students being physically hurt at school more than once by other students (for example, pushed, slapped, punched, or beaten up).	Total Responses	Percent of Total
Strongly Agree	173	5.76%
Agree	288	9.58%
Neutral	421	14.01%
Disagree	714	23.75%
Strongly Disagree	1399	46.54%

Total Not Answered 11 0.37%  
Total Respondents 3006 100.00%

30. Adults at my school apply the same school rules to all students equally.	Total Responses	Percent of Total
--	-----------------	------------------

Strongly Agree	526	17.50%
Agree	720	23.95%
Neutral	779	25.91%
Disagree	543	18.06%
Strongly Disagree	438	14.57%
Total Not Answered	0	0.00%
Total Respondents	3006	100.00%

<b>31. I feel my school has procedures in place to keep me safe.</b>	<b>Total Responses</b>	<b>Percent of Total</b>
Strongly Agree	833	27.71%
Agree	1108	36.86%
Neutral	726	24.15%
Disagree	223	7.42%
Strongly Disagree	101	3.36%
Total Not Answered	15	0.50%
Total Respondents	3006	100.00%

<b>32. I have seen students being insulted, teased or made fun of or excluded by other students because of the following (check all that apply):</b>	<b>Total Responses</b>	<b>Percent of Total</b>
What they were wearing	1443	48.00%
Academic ability	0	0.00%
Athletic ability	258	8.58%
The way they look	187	6.22%
What you/your family has/does not have	13	0.43%
Sexual identity/orientation	95	3.16%
Disability	35	1.16%
Behavior	169	5.62%
Race	75	2.50%
Gender	8	0.27%
Ethnicity	5	0.17%
Culture/Religion	10	0.33%
Other	708	23.55%
Total Not Answered	0	0.00%
Total Respondents	3006	100.00%

<b>33. I have been insulted, teased, made fun of, or excluded by other students at my school.</b>	<b>Total Responses</b>	<b>Percent of Total</b>
Never	1583	52.66%
1-2 Times	877	29.17%
3-4 Times	368	12.24%
Frequently	178	5.92%
Total Not Answered	0	0.00%
Total Respondents	3006	100.00%

<b>34. If you were insulted, teased, made fun of, or excluded did you report it?</b>	<b>Total Responses</b>	<b>Percent of Total</b>
Does not apply to me.	1644	54.69%
Yes, I reported it and was satisfied.	124	4.13%
Yes, I reported but was dissatisfied with the result.	131	4.36%
No, I did not report it.	1107	36.83%
Total Not Answered	0	0.00%
Total Respondents	3006	100.00%

<b>35. I feel physically safe when in the following spaces at school:</b>	<b>Yes</b>	<b>No</b>	<b>N/A</b>	<b>Total Responses</b>	<b>Percent of Total</b>
School in general	2519 84.50%	271 9.09%	191 6.41%	2981	99.17%
Classrooms	2646 88.94%	163 5.48%	166 5.58%	2975	98.97%
Media Center / Learning Commons	2460 82.86%	149 5.02%	360 12.13%	2969	98.77%
School bathrooms	2116 71.17%	627 21.09%	230 7.74%	2973	98.90%
Cafeteria	2518 84.78%	270 9.09%	182 6.13%	2970	98.80%
Hallways	2456 82.75%	340 11.46%	172 5.80%	2968	98.74%
Parking lots	2172 73.30%	424 14.31%	367 12.39%	2963	98.57%
Buses	1918 64.71%	214 7.22%	832 28.07%	2964	98.60%
Walking to and from school	1849 62.32%	262 8.83%	856 28.85%	2967	98.70%
Athletic events and activities	2076 70.06%	158 5.33%	729 24.60%	2963	98.57%
Gym / locker rooms	2087 70.39%	290 9.78%	588 19.83%	2965	98.64%
Total Not Answered	0			0	0.00%
Total Respondents				3006	100.00%

<b>36. I know how to report anonymously using the TIPS line.</b>		
Yes	1626	54.09%

No	1380	45.91%
Total Not Answered	0	0.00%
Total Respondents	3006	100.00%

<b>37. While at school I have been taught ways to manage stress (like mindfulness, breathing, yoga, or other stress reducer activities).</b>	<b>Total Responses</b>	<b>Percent of Total</b>
Yes	1492	49.63%
No	754	25.08%
Not sure	760	25.28%
Total Not Answered	0	0.00%
Total Respondents	3006	100.00%

#### Interpersonal Relationships

<b>38. Students at my school treat each other with courtesy and respect.</b>	<b>Total Responses</b>	<b>Percent of Total</b>
Strongly Agree	314	10.45%
Agree	949	31.57%
Neutral	1078	35.86%
Disagree	451	15.00%
Strongly Disagree	214	7.12%
Total Not Answered	0	0.00%
Total Respondents	3006	100.00%

<b>39. Students at my school help each other when asked.</b>	<b>Total Responses</b>	<b>Percent of Total</b>
Strongly Agree	549	18.26%
Agree	1379	45.87%
Neutral	817	27.18%
Disagree	204	6.79%
Strongly Disagree	57	1.90%
Total Not Answered	0	0.00%
Total Respondents	3006	100.00%

<b>40. Students at my school respect differences in other students.</b>	<b>Total Responses</b>	<b>Percent of Total</b>
Strongly Agree	443	14.74%
Agree	1061	35.30%
Neutral	912	30.34%
Disagree	400	13.31%
Strongly Disagree	190	6.32%
Total Not Answered	0	0.00%
Total Respondents	3006	100.00%

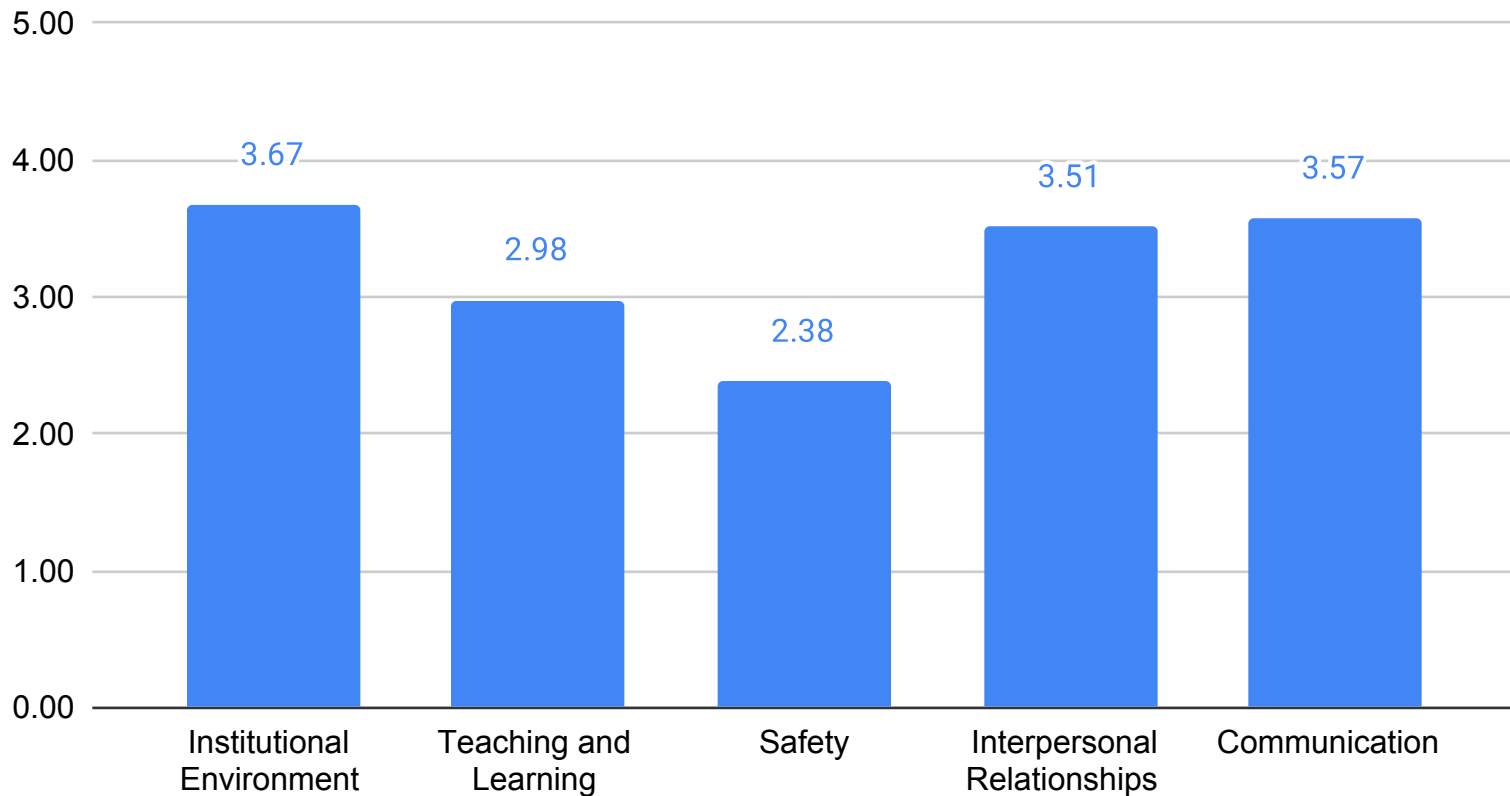
<b>41. I have a trusting relationship with at least one adult at my school to whom I can go with a problem or concern.</b>	<b>Total Responses</b>	<b>Percent of Total</b>
Strongly Agree	919	30.57%
Agree	785	26.11%
Neutral	528	17.56%
Disagree	405	13.47%
Strongly Disagree	369	12.28%
Total Not Answered	0	0.00%
Total Respondents	3006	100.00%

<b>42. In addition to my teachers, I know there are other staff in the building that can help me (school counselor, social worker, school psychologist, dean).</b>	<b>Total Responses</b>	<b>Percent of Total</b>
Strongly Agree	923	30.71%
Agree	1002	33.33%
Neutral	599	19.93%
Disagree	282	9.38%
Strongly Disagree	200	6.65%
Total Not Answered	0	0.00%
Total Respondents	3006	100.00%

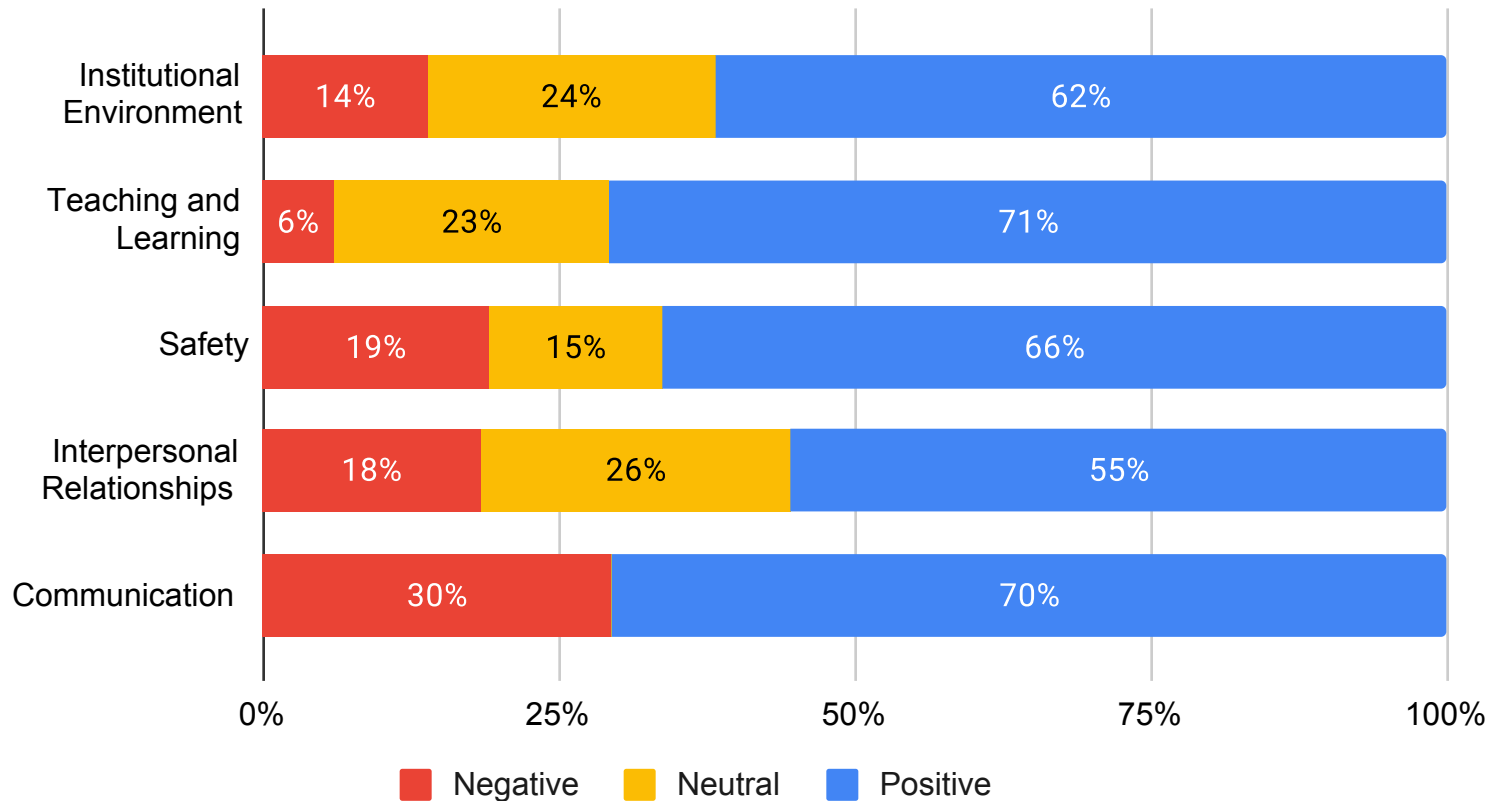
#### Communication

<b>43. My teachers communicate important day-to-day information to me.</b>	<b>Total Responses</b>	<b>Percent of Total</b>
All of my teachers	113	3.76%
Most of my teachers	774	25.75%
Some of my teachers	1516	50.43%
None of my teachers	603	20.06%
Total Not Answered	0	0.00%
Total Respondents	3006	100.00%

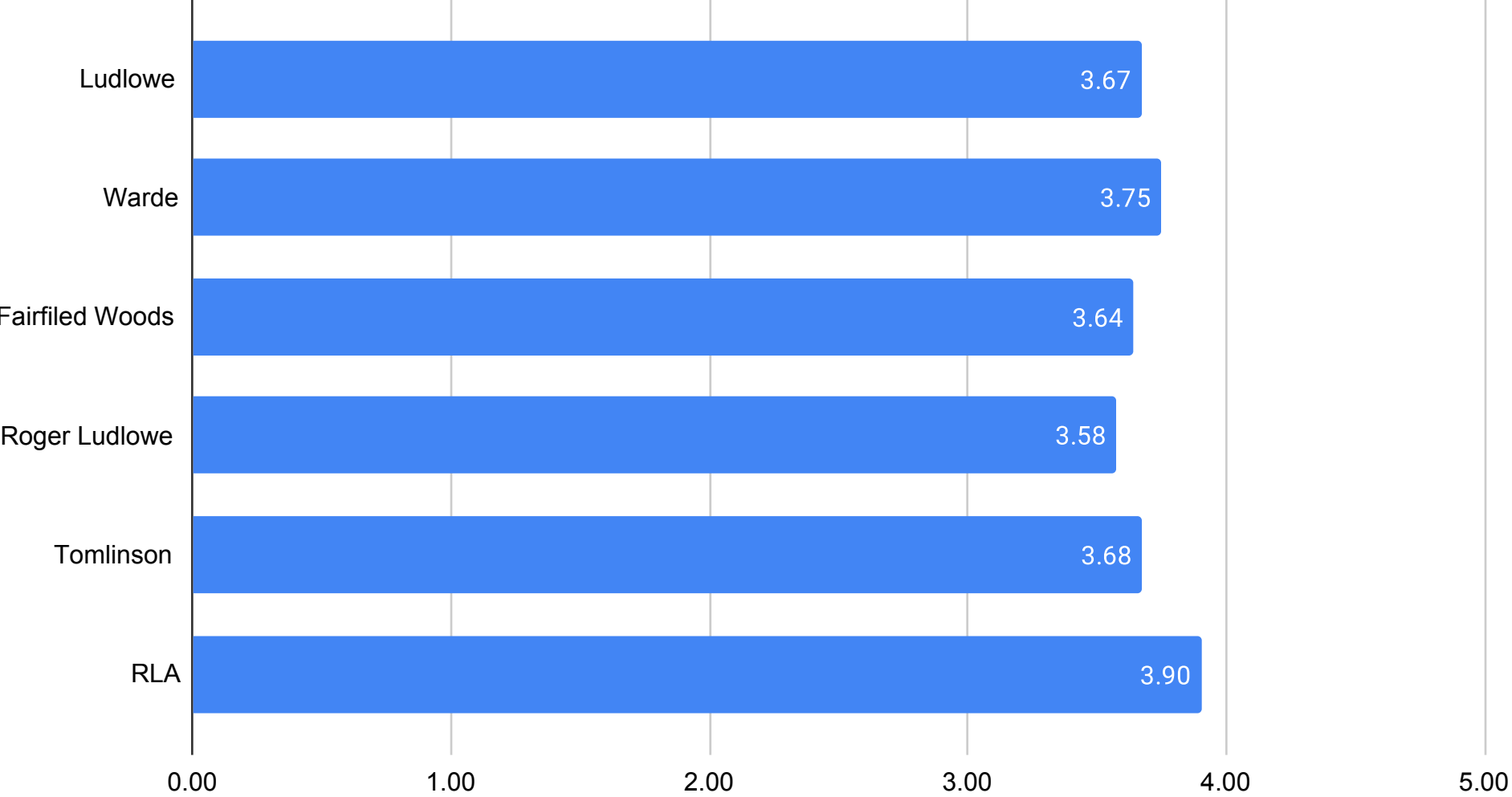
## Secondary Students 6 -12 Domains



## Secondary Students 6-12 Domains

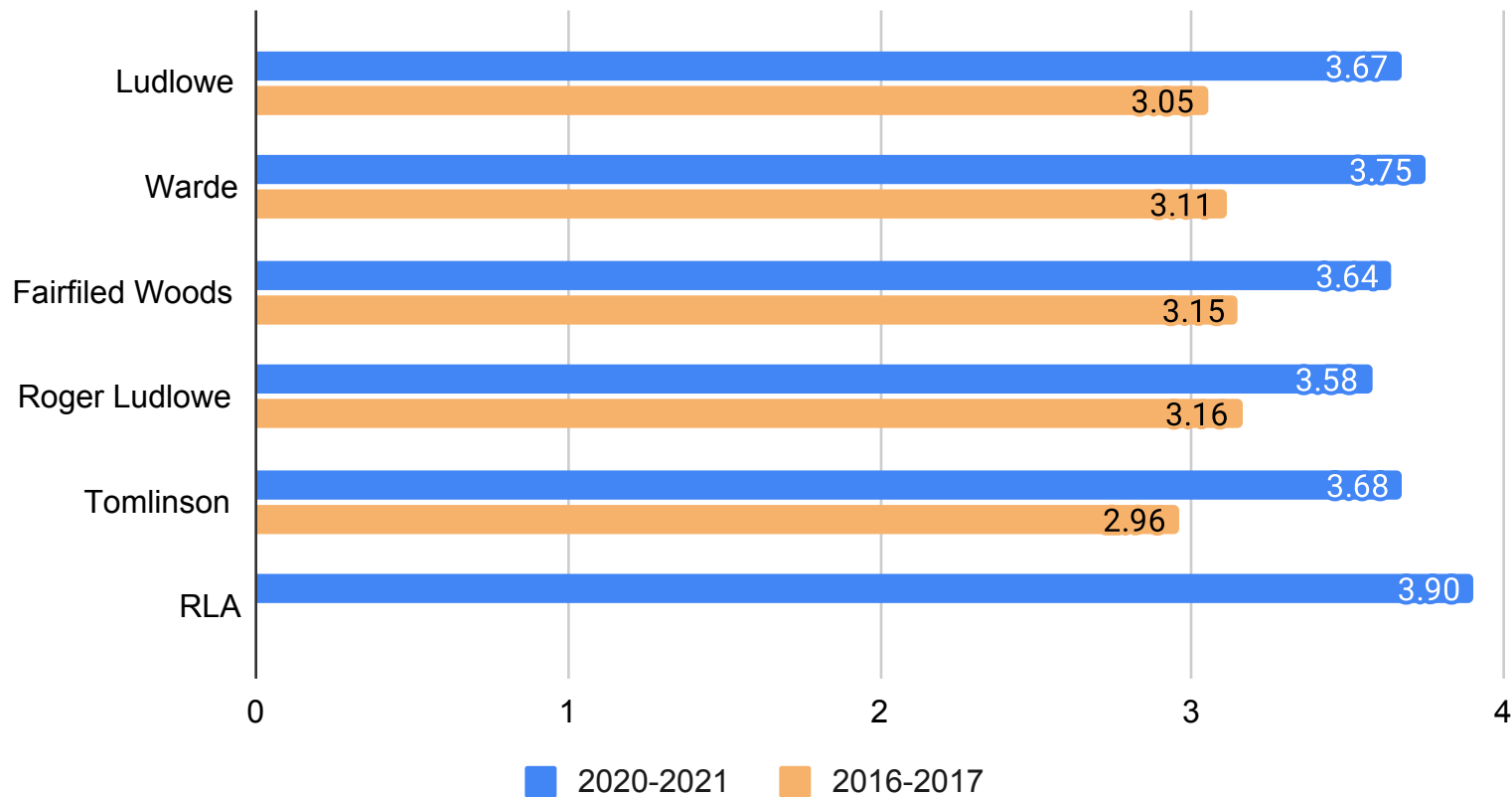


# 6-12 Student Average Domain 1: Institutional Environment

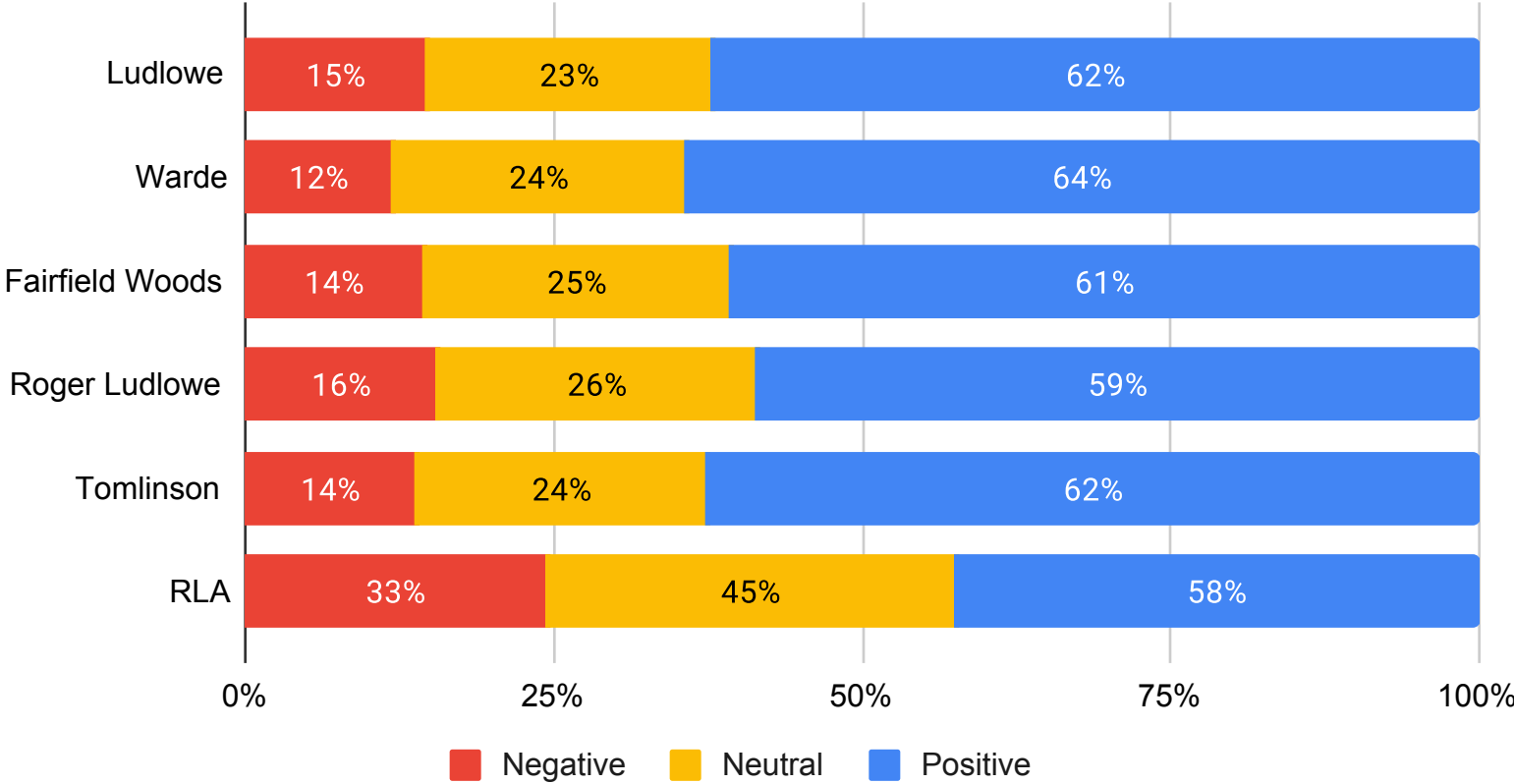




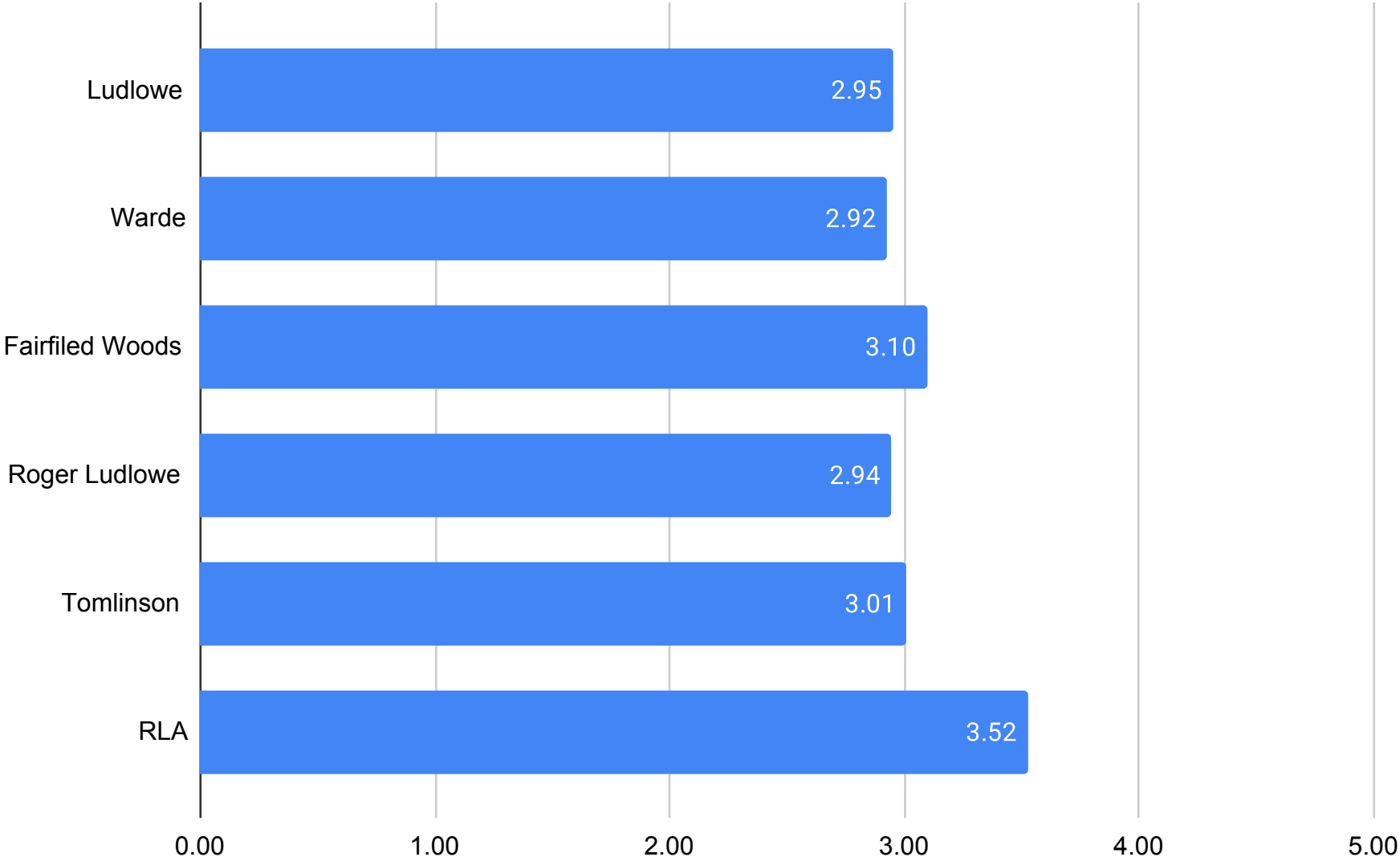
## 6-12 Student Average Domain 1: Institutional Environment



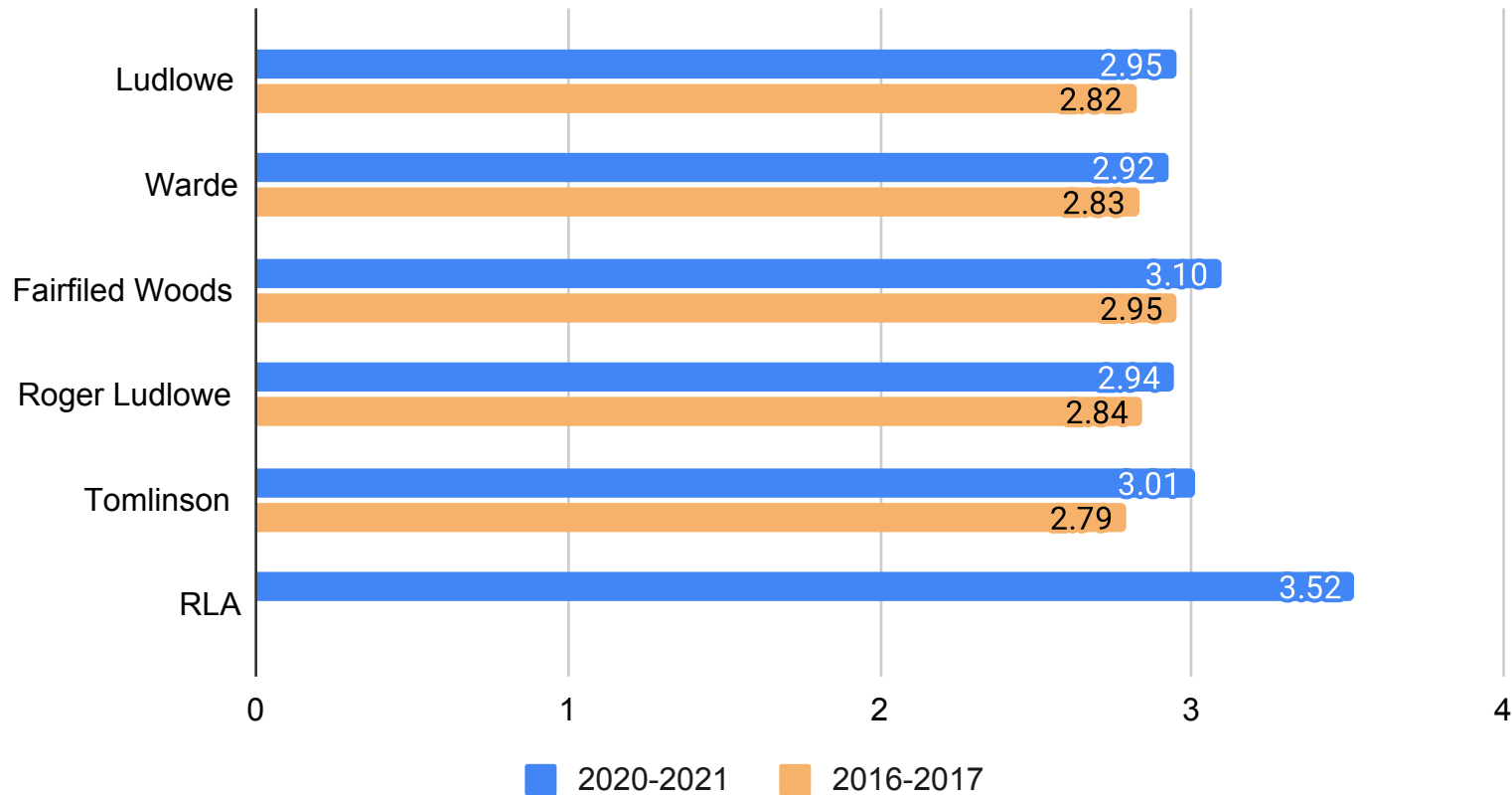
# 6-12 Student Domain 1: Institutional Environment



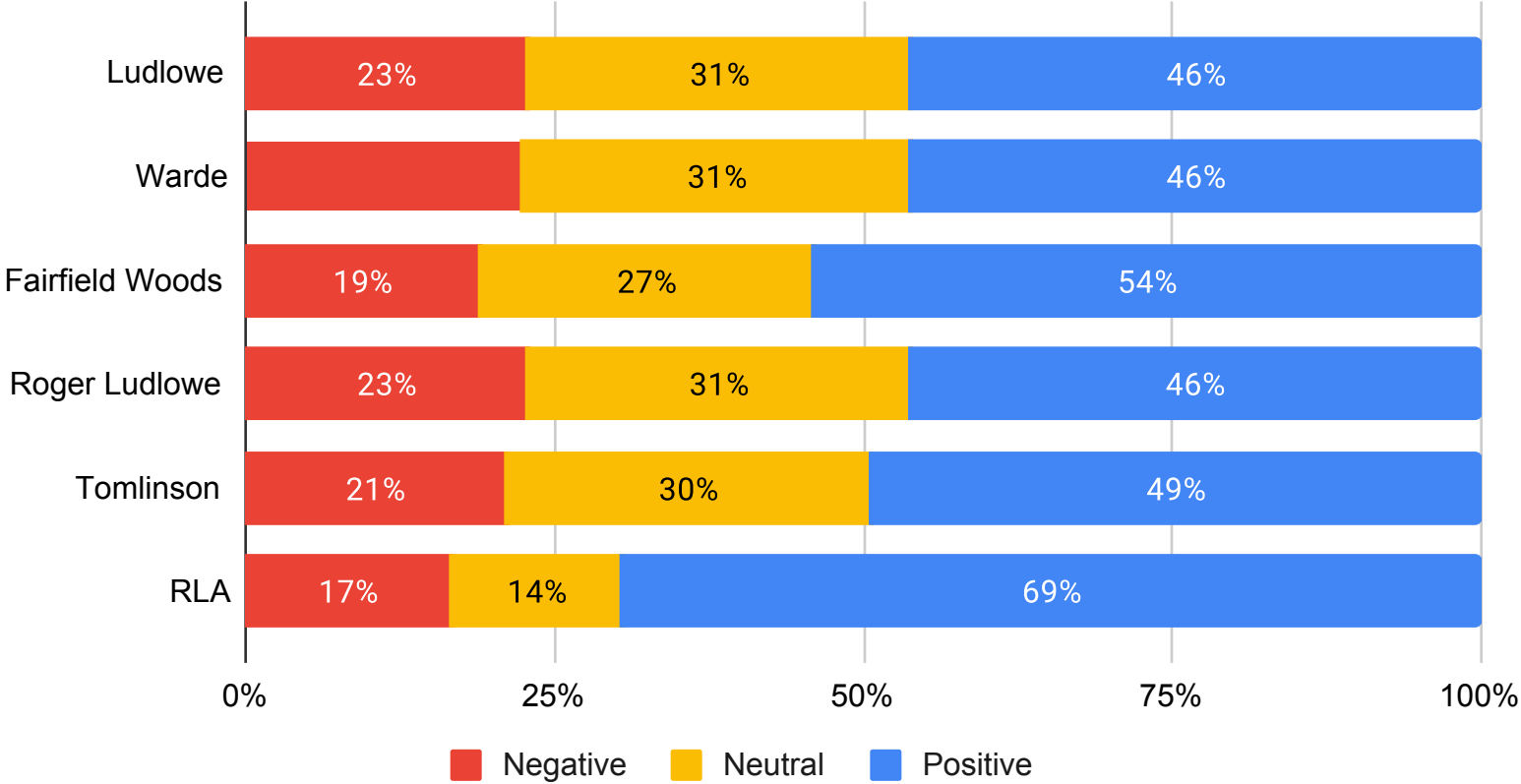
# 6-12 Student Average Domain 2: Teaching and Learning



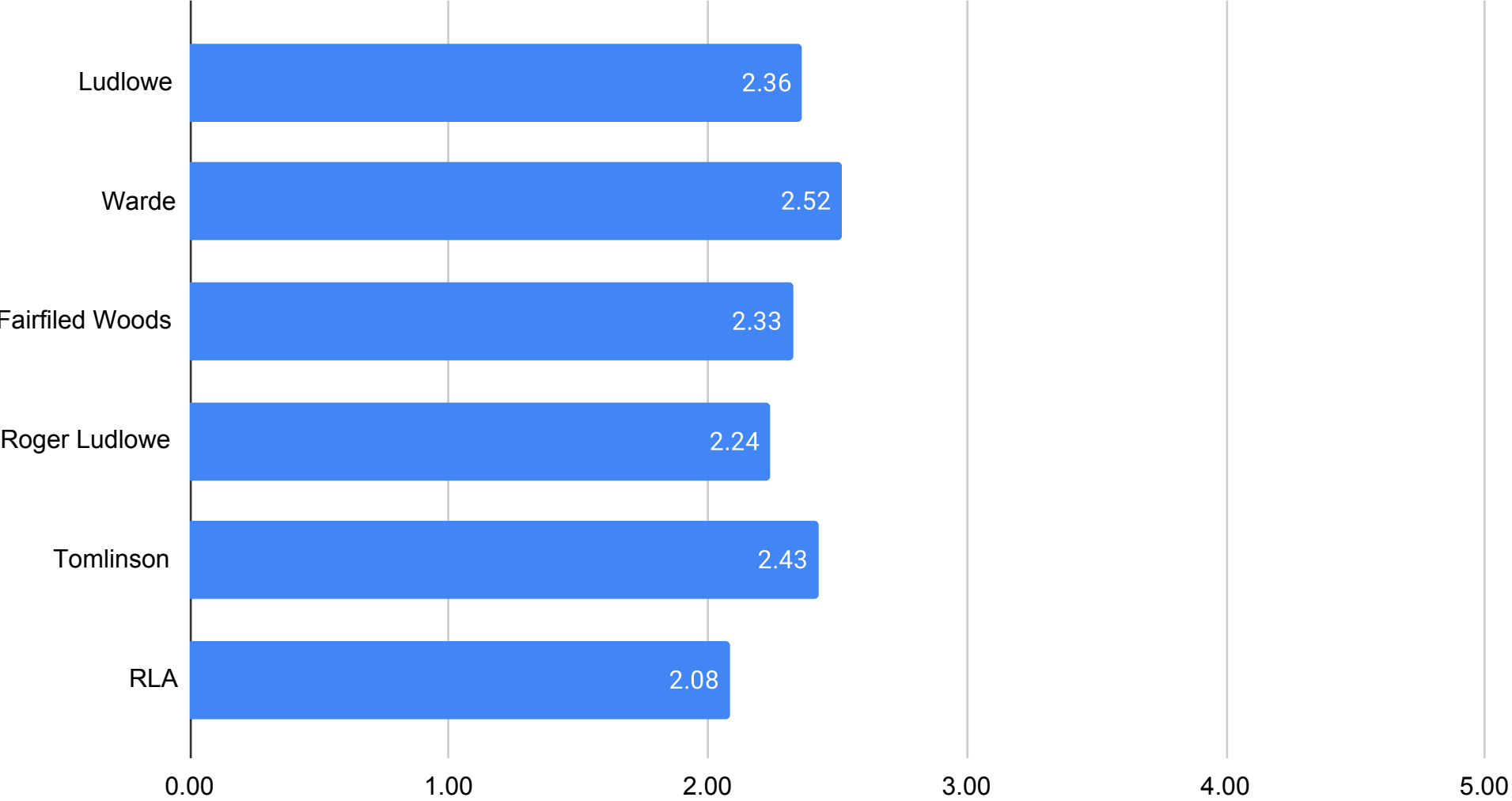
## 6-12 Student Average Domain 2: Teaching and Learning



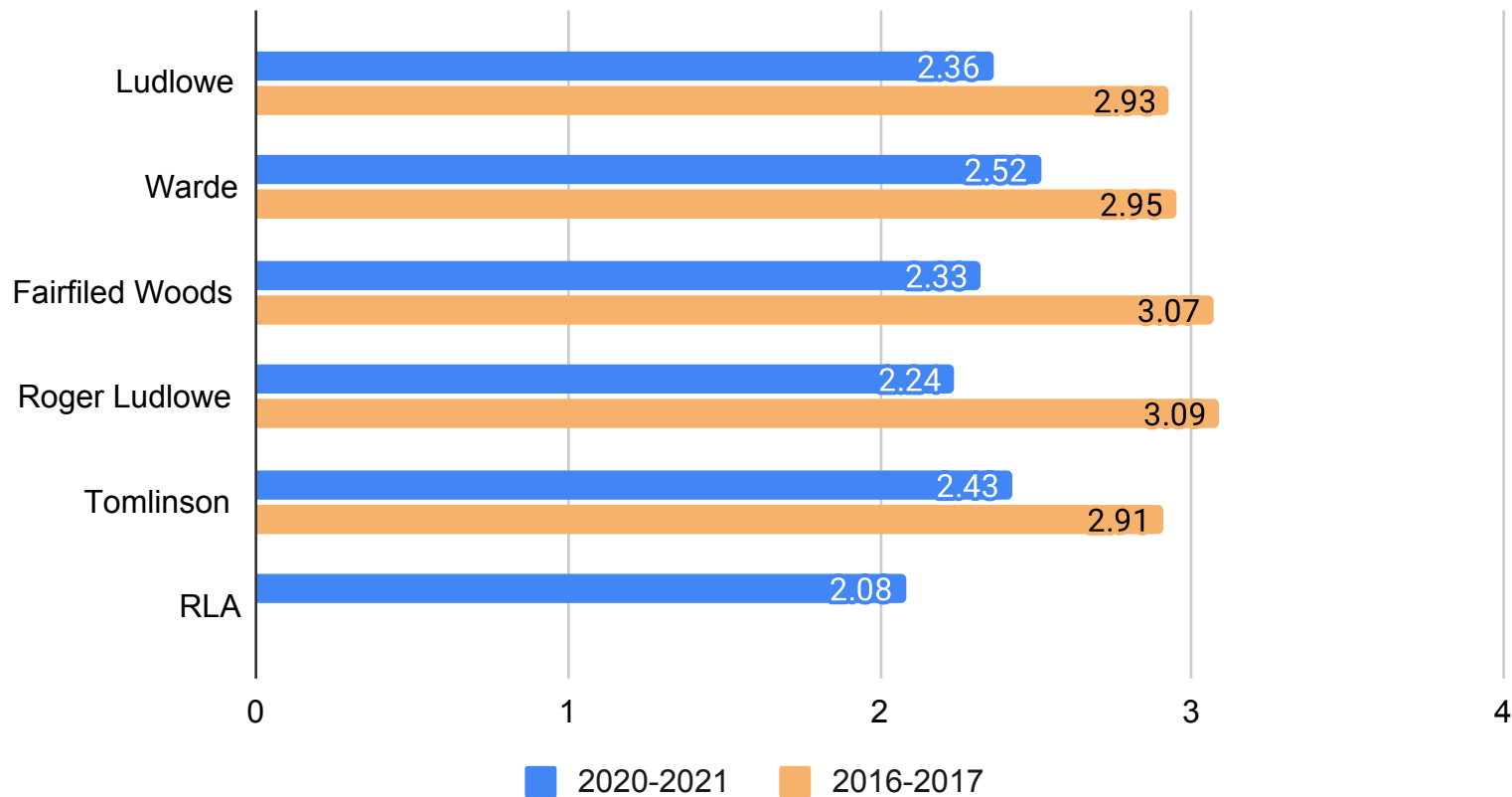
# 6-12 Student Domain 2: Teaching and Learning



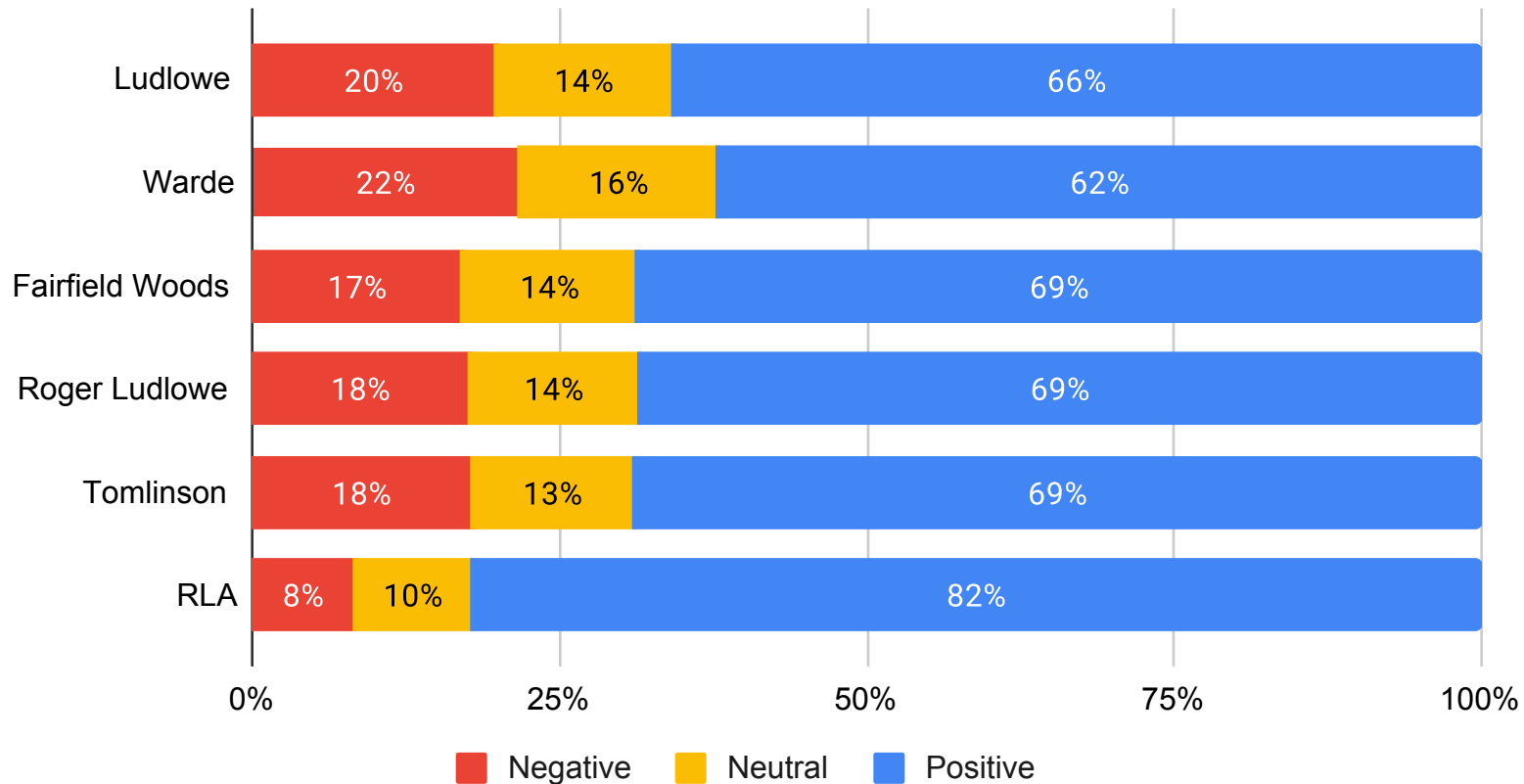
# 6-12 Student Average Domain 3: Safety



## 6-12 Student Average Domain 3: Safety

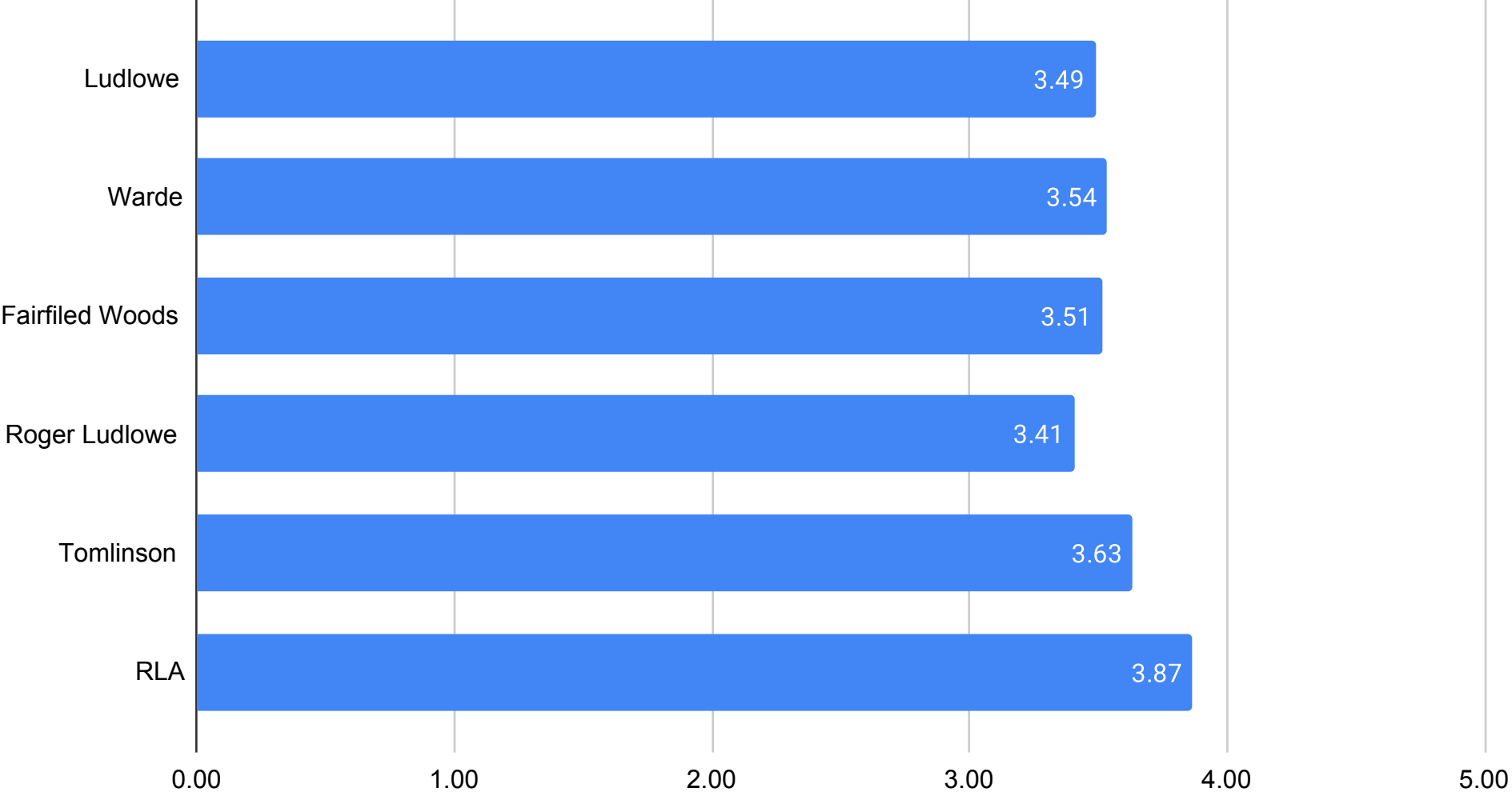


## 6-12 Student Domain 3: Safety

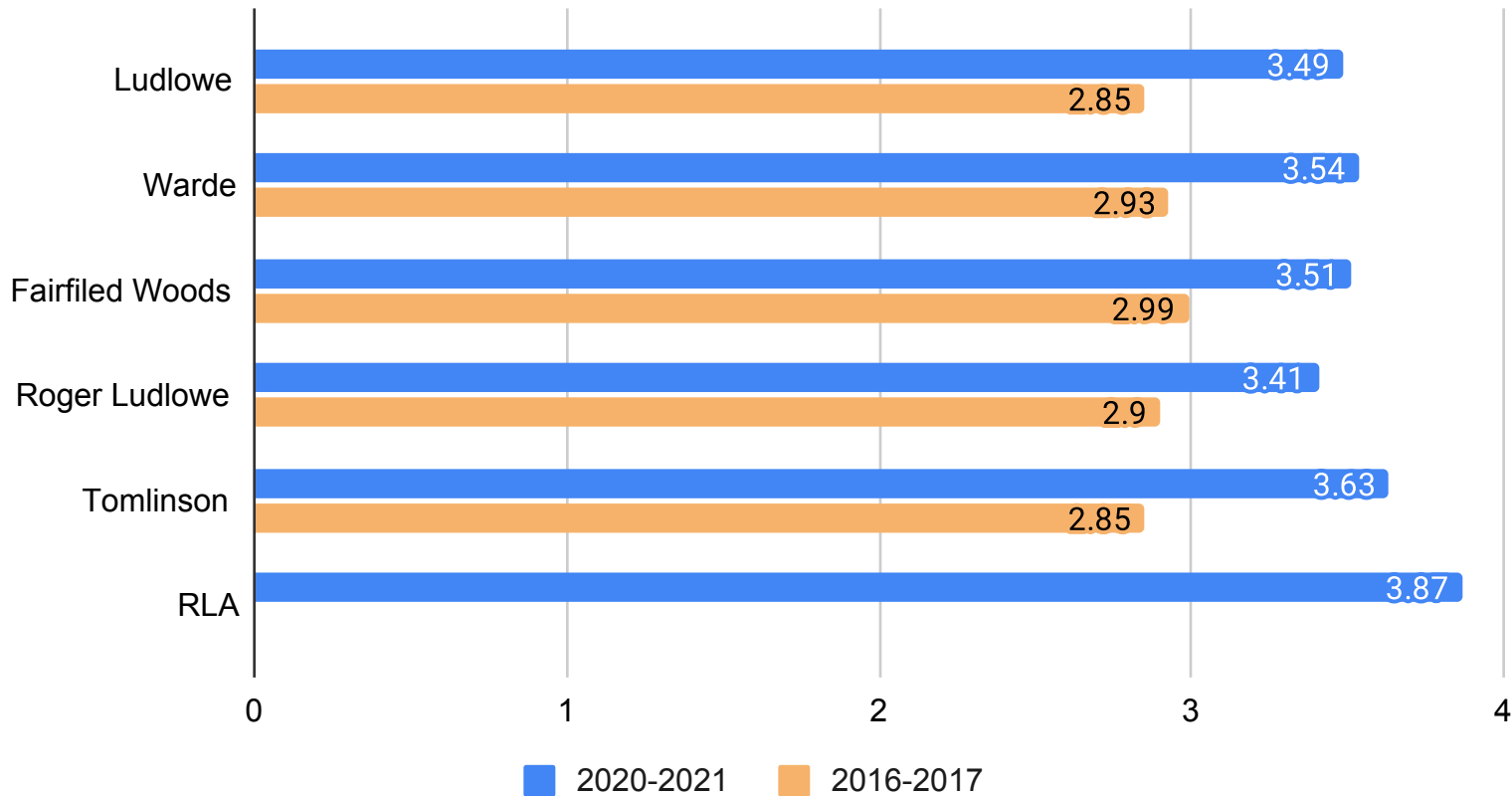




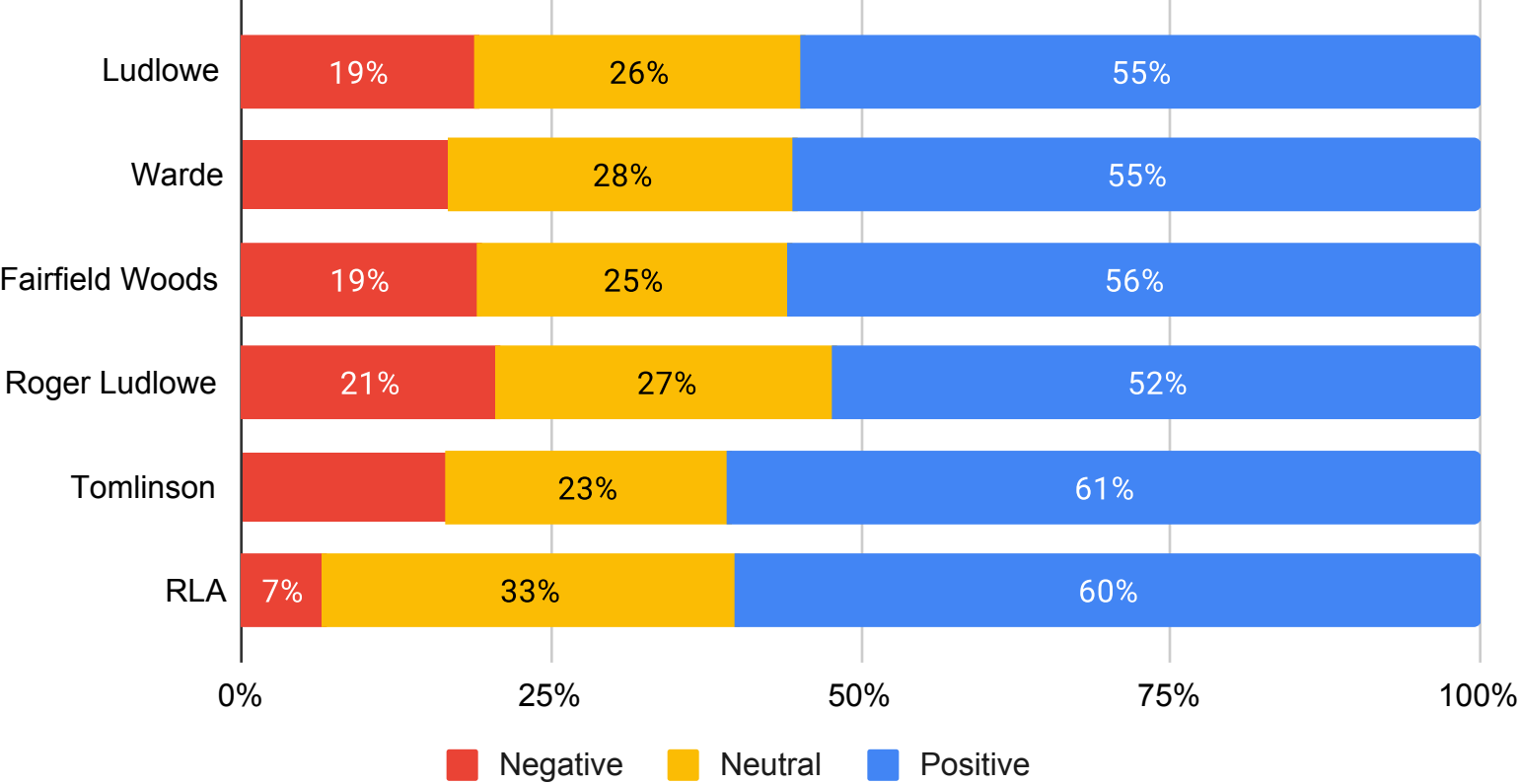
# 6-12 Student Average Domain 4: Interpersonal Relationships



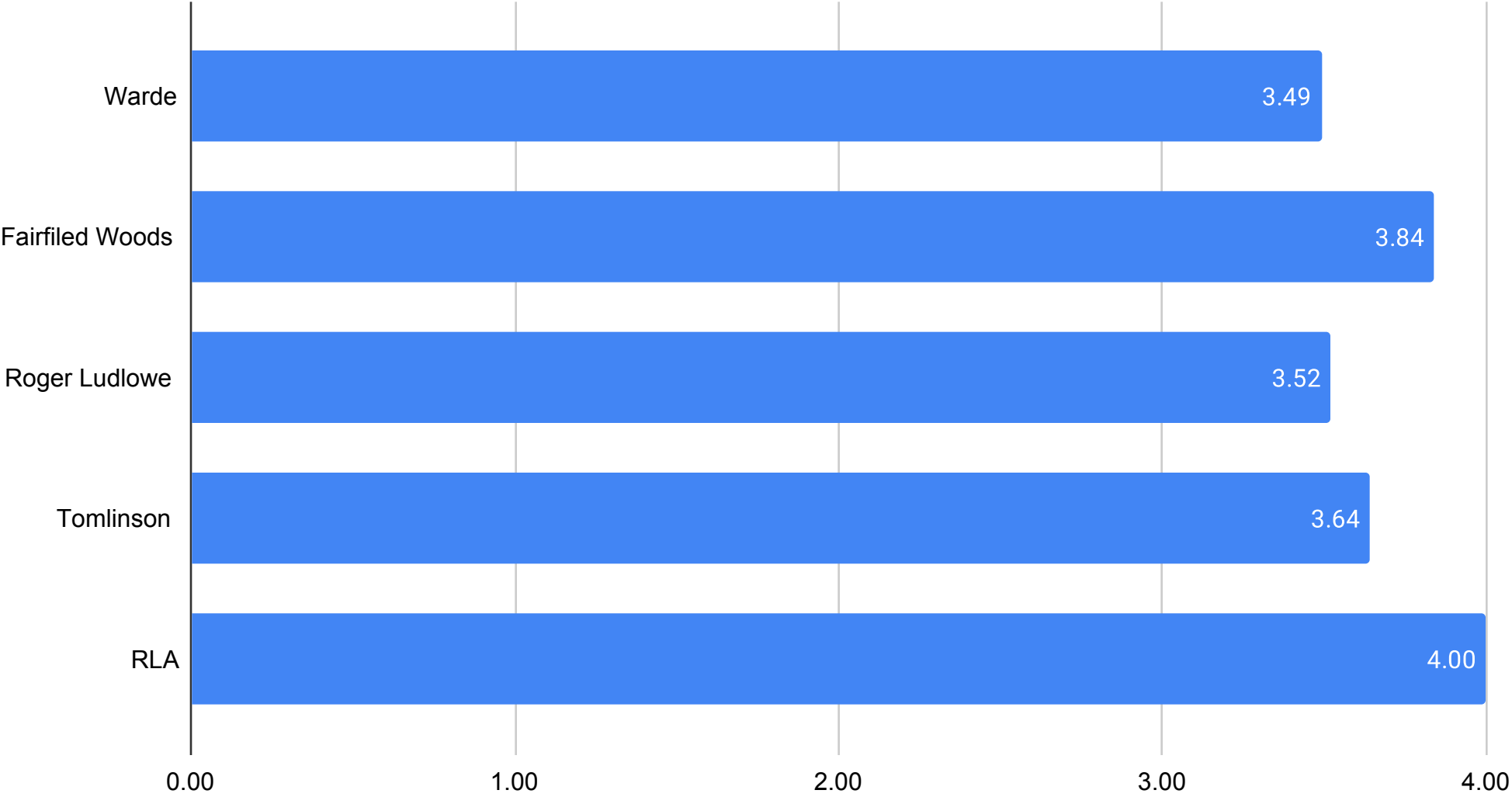
## 6-12 Student Average Domain 4: Interpersonal Relationships



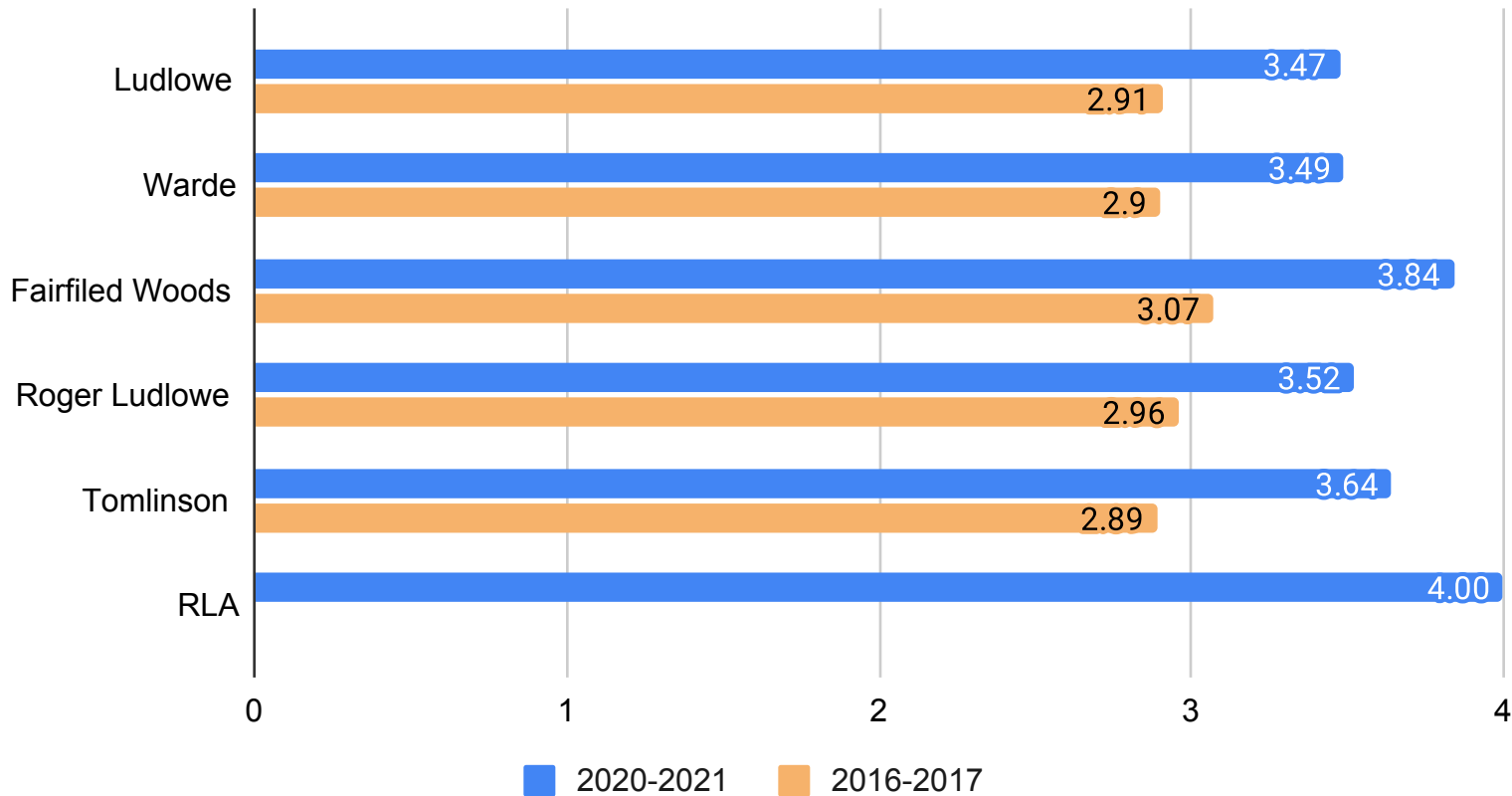
# 6-12 Student Domain 4: Interpersonal Relationships



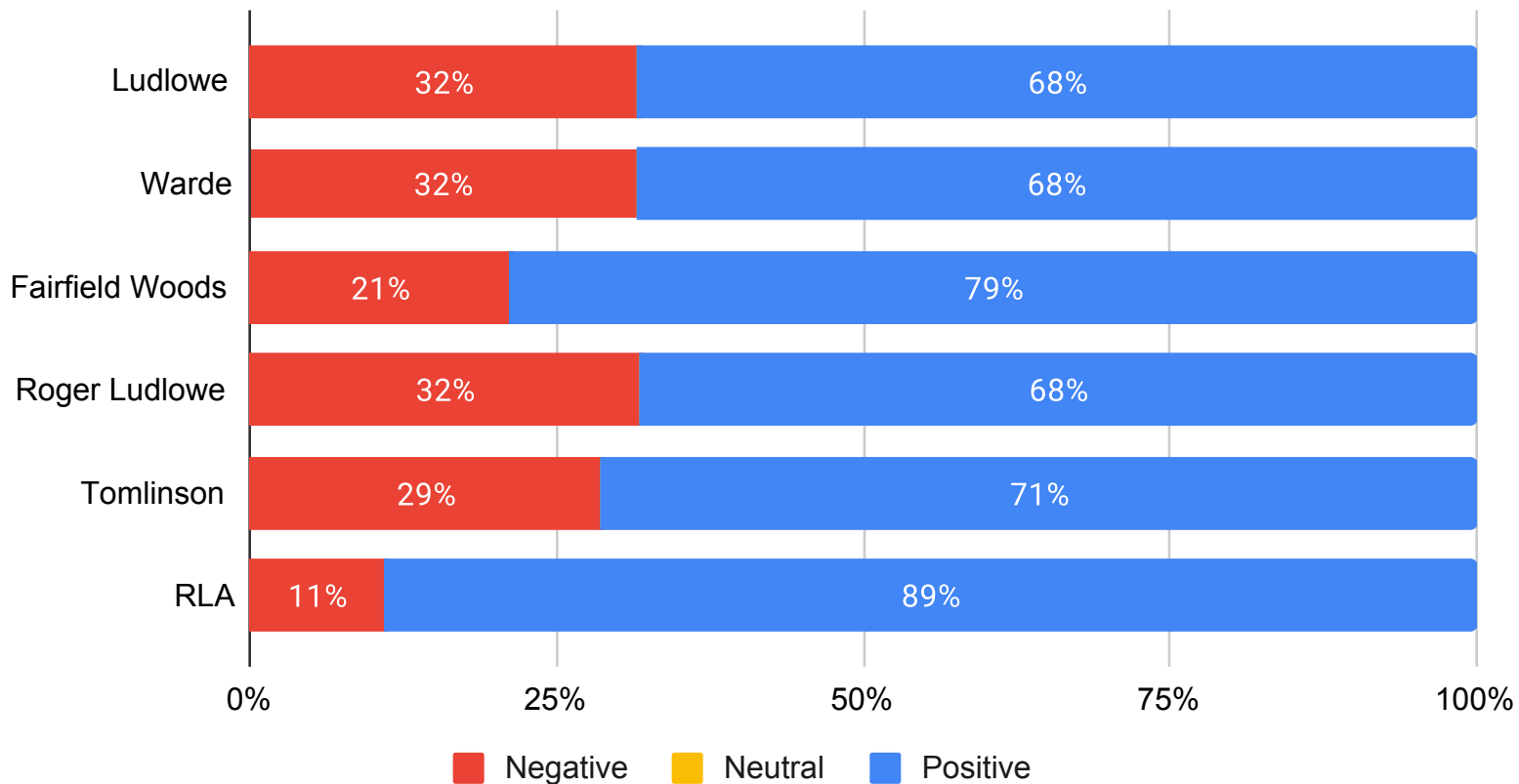
# 6-12 Student Average Domain 5: Communication



## 6-12 Student Average Domain 5: Communication



## 6-12 Student Domain 5: Communication



## 2021 Climate Survey - Students 3-5 All

Number of Responses: 1529

Institutional Environment		Total Responses	Percent of Total
<b>1. I like my school building.</b>			
Strongly Agree		679	44.41%
Agree		579	37.87%
Neutral		221	14.45%
Disagree		29	1.90%
Strongly Disagree		16	1.05%
Total Not Answered		5	0.33%
Total Respondents		1529	100.00%
<b>2. My school is clean and nice.</b>		Total Responses	Percent of Total
Strongly Agree		436	28.52%
Agree		653	42.71%
Neutral		335	21.91%
Disagree		82	5.36%
Strongly Disagree		18	1.18%
Total Not Answered		5	0.33%
Total Respondents		1529	100.00%
<b>3. My school has enough space for teaching, learning and activities.</b>		Total Responses	Percent of Total
Strongly Agree		849	55.53%
Agree		444	29.04%
Neutral		158	10.33%
Disagree		55	3.60%
Strongly Disagree		18	1.18%
Total Not Answered		5	0.33%
Total Respondents		1529	100.00%
<b>4. I feel like I belong at this school.</b>		Total Responses	Percent of Total
Strongly Agree		919	60.10%
Agree		334	21.84%
Neutral		180	11.77%
Disagree		60	3.92%
Strongly Disagree		36	2.35%
Total Not Answered		0	0.00%
Total Respondents		1529	100.00%
Teaching and Learning			
<b>5. My school has enough books, supplies, and materials for learning.</b>		Total Responses	Percent of Total
Strongly Agree		804	52.58%
Agree		526	34.40%
Neutral		146	9.55%
Disagree		40	2.62%
Strongly Disagree		13	0.85%
Total Not Answered		0	0.00%
Total Respondents		1529	100.00%
<b>6. In my classroom, my teacher uses technology to help me learn.</b>		Total Responses	Percent of Total
Strongly Agree		835	54.61%
Agree		447	29.23%
Neutral		195	12.75%
Disagree		32	2.09%
Strongly Disagree		20	1.31%
Total Not Answered		0	0.00%
Total Respondents		1529	100.00%

7. When I do a good job, my teacher tells me.		Total Responses	Percent of Total
Strongly Agree		669	43.75%
Agree		499	32.64%
Neutral		263	17.20%
Disagree		67	4.38%
Strongly Disagree		31	2.03%
Total Not Answered		0	0.00%
Total Respondents		1529	100.00%

9. My teachers notice when I need help.	Total Responses	Percent of Total
Strongly Agree	493	32.24%
Agree	561	36.69%
Neutral	301	19.69%
Disagree	124	8.11%
Strongly Disagree	50	3.27%
Total Not Answered	0	0.00%
Total Respondents	1529	100.00%

11. Everyone knows and understands the rules at this school.		Total Responses	Percent of Total
Strongly Agree		386	25.25%
Agree		518	33.88%
Neutral		412	26.95%
Disagree		157	10.27%
Strongly Disagree		56	3.66%
Total Not Answered		0	0.00%
Total Respondents		1529	100.00%



13. The consequences for breaking the rules are fair at my school.		Total Responses	Percent of Total
Strongly Agree		630	41.20%
Agree		422	27.60%
Neutral		288	18.84%
Disagree		96	6.28%
Strongly Disagree		93	6.08%
Total Not Answered		0	0.00%
Total Respondents		1529	100.00%

#### Interpersonal Relationships

14. I have friends at this school.	Total Responses	Percent of Total	
Strongly Agree	1163	76.06%	
Agree	230	15.04%	
Neutral	77	5.04%	
Disagree	43	2.81%	
Strongly Disagree	16	1.05%	
	Total Not Answered	0	0.00%
	Total Respondents	1529	100.00%

15. Teachers and adults at my school teach us to be kind and nice.	Total Responses	Percent of Total	
Strongly Agree	1040	68.02%	
Agree	324	21.19%	
Neutral	117	7.65%	
Disagree	31	2.03%	
Strongly Disagree	17	1.11%	
	Total Not Answered	0	0.00%
	Total Respondents	1529	100.00%

16. I have seen teachers and adults at my school being mean to each other.		Total Responses	Percent of Total
Strongly Agree		50	3.27%
Agree		46	3.01%
Neutral		88	5.76%
Disagree		187	12.23%
Strongly Disagree		1158	75.74%
	Total Not Answered	0	0.00%
	Total Respondents	1529	100.00%

17. Teachers and adults at my school help students when others are being mean.	Total Responses	Percent of Total	
Strongly Agree	700	45.78%	
Agree	464	30.35%	
Neutral	239	15.63%	
Disagree	90	5.89%	
Strongly Disagree	36	2.35%	
	Total Not Answered	0	0.00%
	Total Respondents	1529	100.00%

18. There is at least one adult at my school that I can talk to when I have a problem or concern.	Total Responses	Percent of Total	
Strongly Agree	769	50.29%	
Agree	308	20.14%	
Neutral	233	15.24%	
Disagree	108	7.06%	
Strongly Disagree	111	7.26%	
	Total Not Answered	0	0.00%
	Total Respondents	1529	100.00%

<b>19. Teachers and adults at my school care about me.</b>	<b>Total Responses</b>	<b>Percent of Total</b>
Strongly Agree	911	59.58%
Agree	365	23.87%
Neutral	187	12.23%
Disagree	39	2.55%

Strongly Disagree	27	1.77%
Total Not Answered	0	0.00%
Total Respondents	1529	100.00%
<b>20. Students at my school treat each other with kindness.</b>	<b>Total Responses</b>	<b>Percent of Total</b>
Strongly Agree	411	26.88%
Agree	576	37.67%
Neutral	401	26.23%
Disagree	97	6.34%
Strongly Disagree	44	2.88%
Total Not Answered	0	0.00%
Total Respondents	1529	100.00%
<b>21. Students at my school are mean to each other.</b>	<b>Total Responses</b>	<b>Percent of Total</b>
Strongly Agree	69	4.51%
Agree	209	13.67%
Neutral	394	25.77%
Disagree	465	30.41%
Strongly Disagree	392	25.64%
Total Not Answered	0	0.00%
Total Respondents	1529	100.00%
<b>22. I have seen students being mean to each other because of the following (check all that apply):</b>	<b>Total Responses</b>	<b>Percent of Total</b>
What they were wearing	236	153.25%
How they did their school work	148	96.10%
What holidays they celebrate	0	0.00%
How they looked	85	55.19%
How they behaved	180	116.88%
What they said	133	86.36%
What they and their family have or don't have	10	6.49%
How they played games or sports	72	46.75%
I don't know	511	331.82%
Other	20	12.99%
Total Not Answered	0	0.00%
Total Respondents	154	10.07%
<b>23. When I am at school I am teased, picked on, made fun of, called names, or left out.</b>	<b>Total Responses</b>	<b>Percent of Total</b>
Never	916	59.91%
Some days	523	34.21%
Most Days	67	4.38%
Every Day	23	1.50%
Total Not Answered	0	0.00%
Total Respondents	1529	100.00%
<b>24. Students have been mean to me because of the following (check all that apply):</b>	<b>Total Responses</b>	<b>Percent of Total</b>
What I was wearing	127	82.47%
How I did my school work	73	47.40%
What holidays I celebrate	8	5.19%
How I looked	69	44.81%
How I behaved	67	43.51%
What I said	113	73.38%
What my family have or don't have	16	10.39%
How I played games or sports	75	48.70%
No one has been mean to me	832	540.26%
Other	149	96.75%
Total Not Answered	0	0.00%
Total Respondents	1529	100.00%
<b>25. If I see students being mean to another student, I help.</b>	<b>Total Responses</b>	<b>Percent of Total</b>

Strongly Agree	678	44.34%
Agree	535	34.99%
Neutral	254	16.61%
Disagree	31	2.03%
Strongly Disagree	31	2.03%
Total Not Answered	0	0.00%
Total Respondents	1529	100.00%

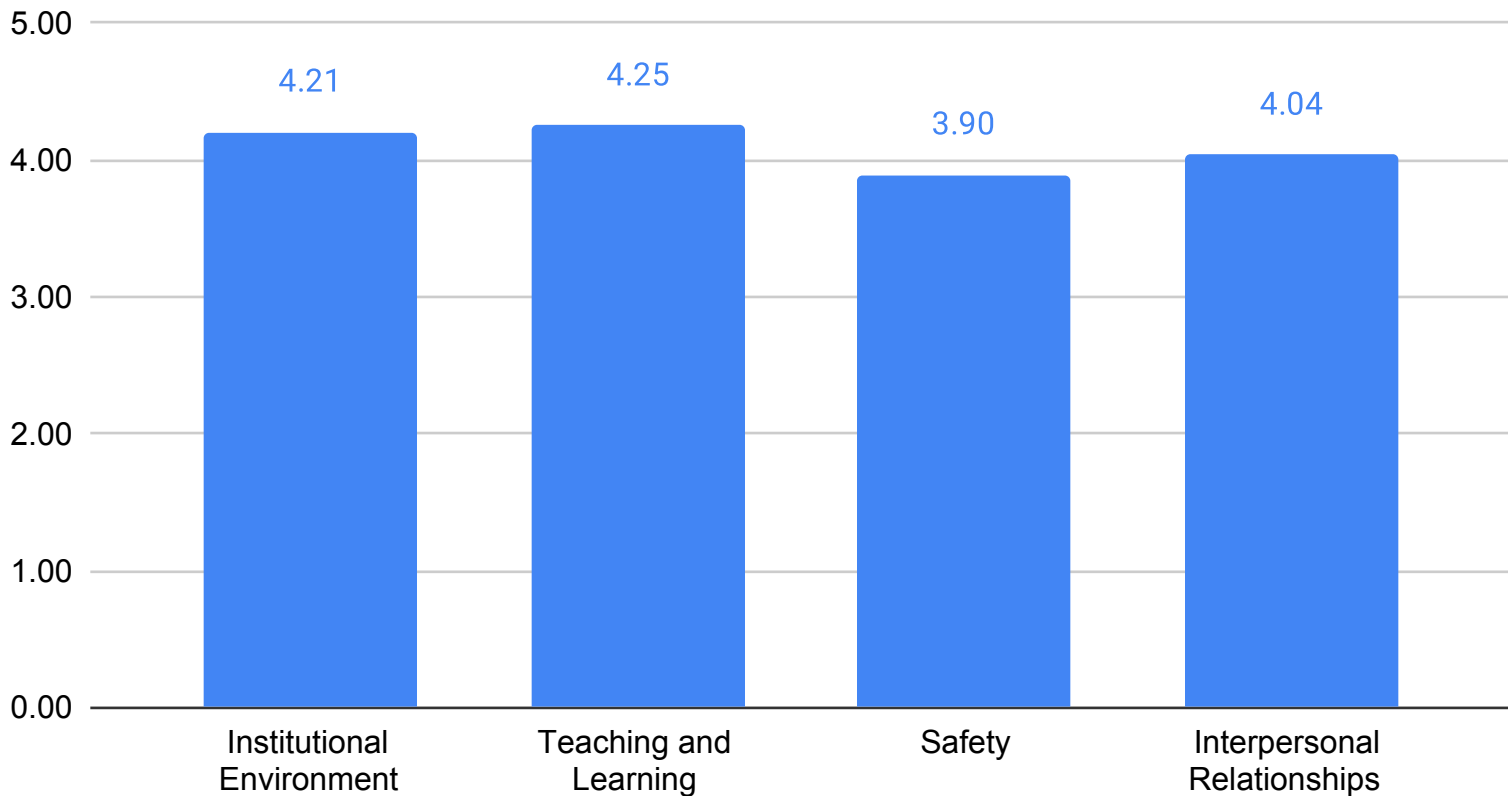
<b>26. If you would not help a student being picked on, why not?</b>	<b>Total Responses</b>	<b>Percent of Total</b>
I don't want to get in trouble	105	6.87%
I don't want to get anyone else in trouble	98	6.41%
I don't want to get picked on too	120	7.85%
The person being mean is my friend	37	2.42%
I am scared or nervous	82	5.36%
I wouldn't know what to do	168	10.99%
I would always help	741	48.46%
Other	178	11.64%
Total Not Answered	0	0.00%
Total Respondents	1529	100.00%

<b>27. Parents at my school respect the teachers and adults.</b>	<b>Total Responses</b>	<b>Percent of Total</b>
Strongly Agree	1034	67.63%
Agree	325	21.26%
Neutral	134	8.76%
Disagree	23	1.50%
Strongly Disagree	13	0.85%
Total Not Answered	0	0.00%
Total Respondents	1529	100.00%

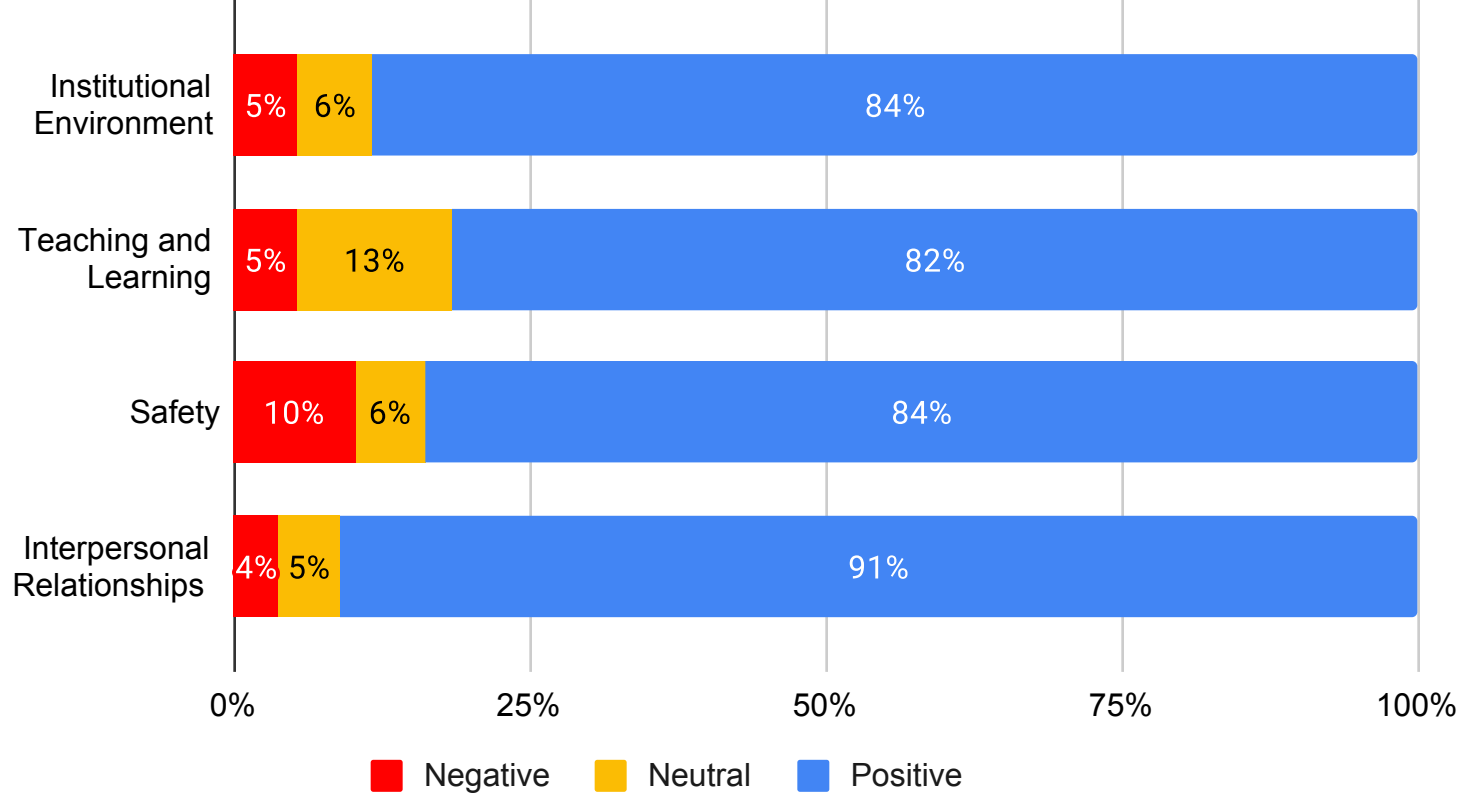
<b>28. I have seen parents being mean to each other at my school.</b>	<b>Total Responses</b>	<b>Percent of Total</b>
Strongly Agree	40	2.62%
Agree	41	2.68%
Neutral	77	5.04%
Disagree	134	8.76%
Strongly Disagree	1237	80.90%
Total Not Answered	0	0.00%
Total Respondents	1529	100.00%

<b>29. Parents at my school treat each other kindly.</b>	<b>Total Responses</b>	<b>Percent of Total</b>
Strongly Agree	1086	71.03%
Agree	306	20.01%
Neutral	109	7.13%
Disagree	9	0.59%
Strongly Disagree	19	1.24%
Total Not Answered	0	0.00%
Total Respondents	1529	100.00%

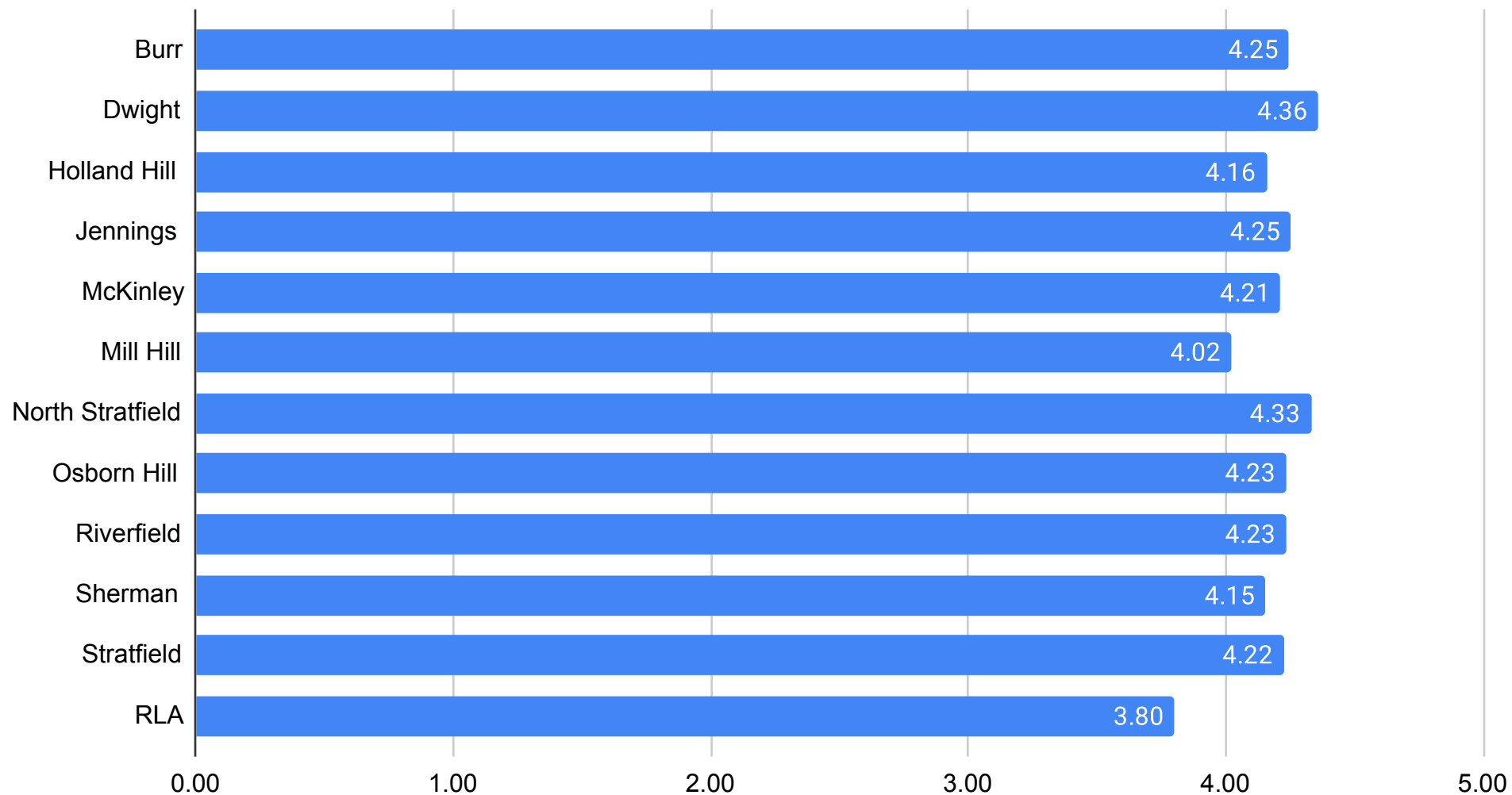
## District Elementary Students 3-5 Domains



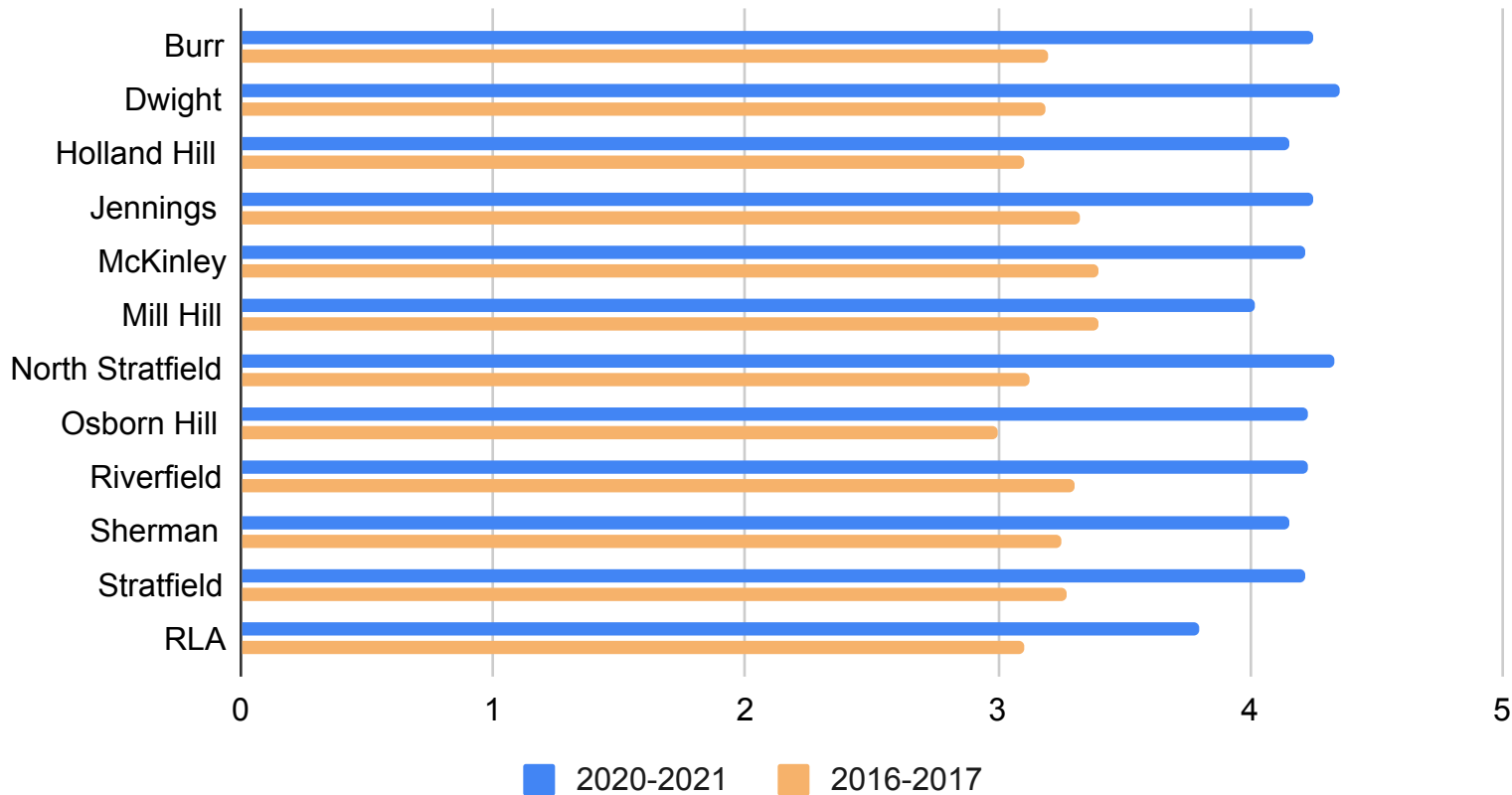
# Elementary Students 3-5 Domains



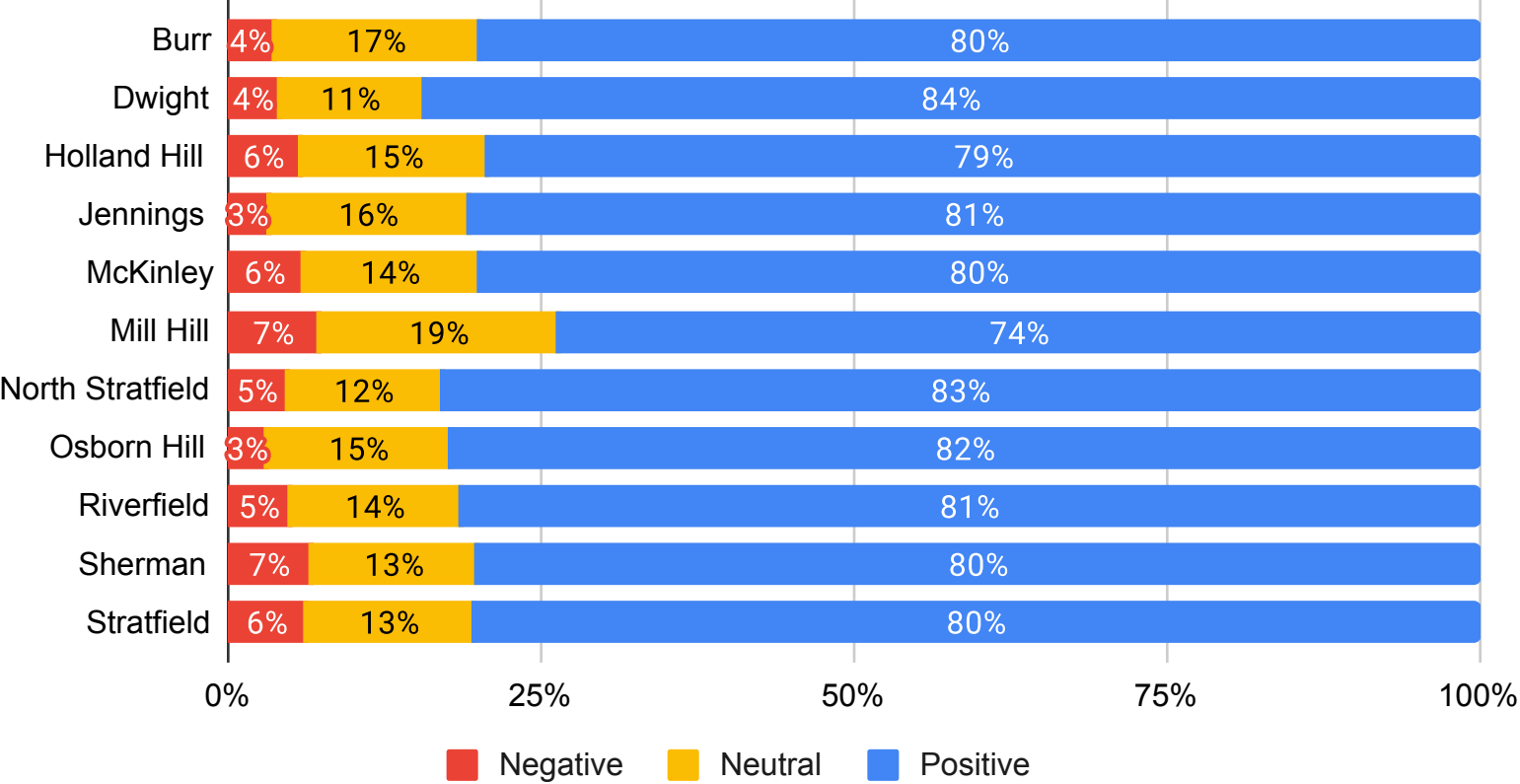
## 3-5 Student Average Domain 1: Institutional Environment



## 3-5 Student Average Domain 1: Institutional Environment

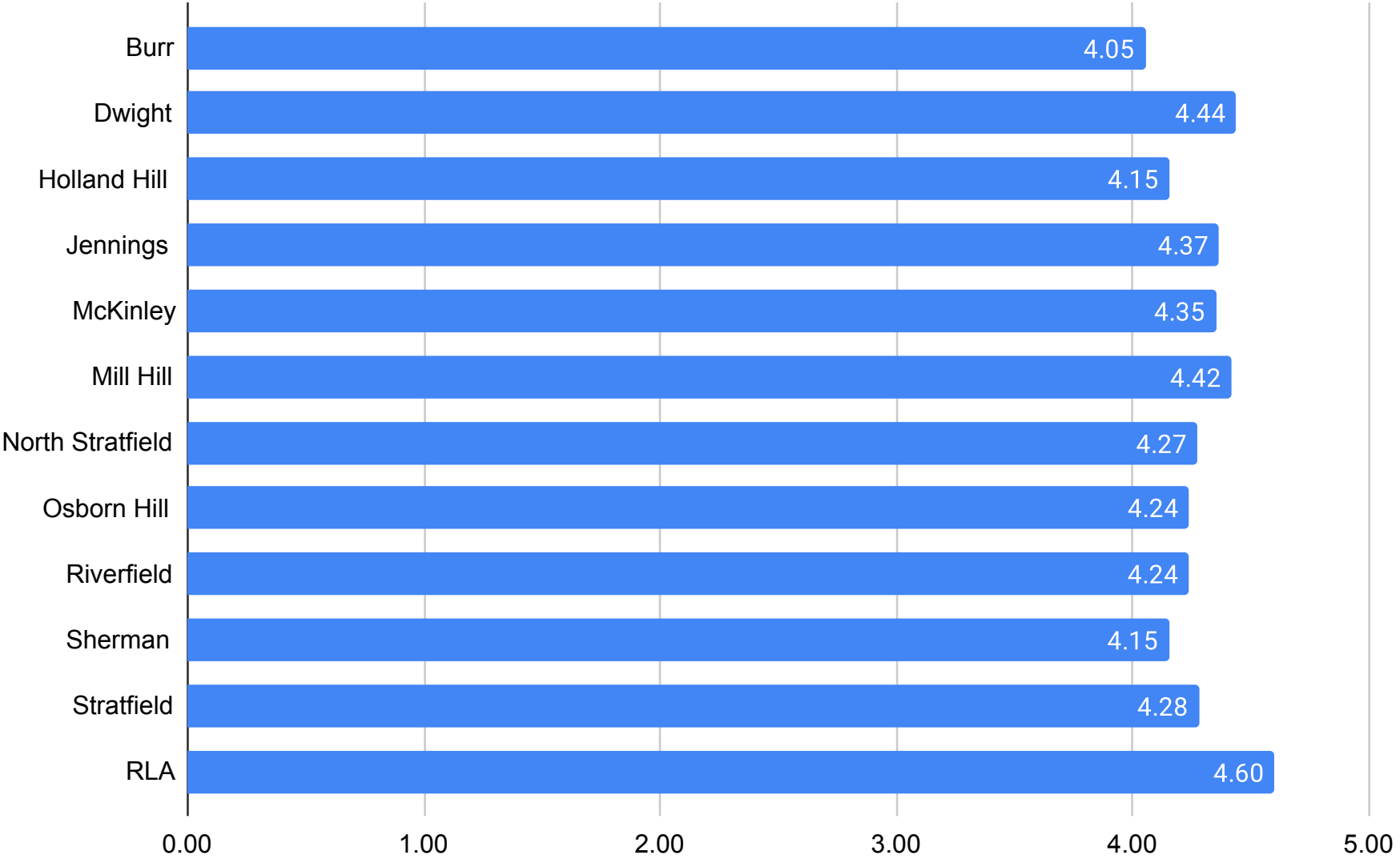


# Elementary: Domain 1 Institutional Environment

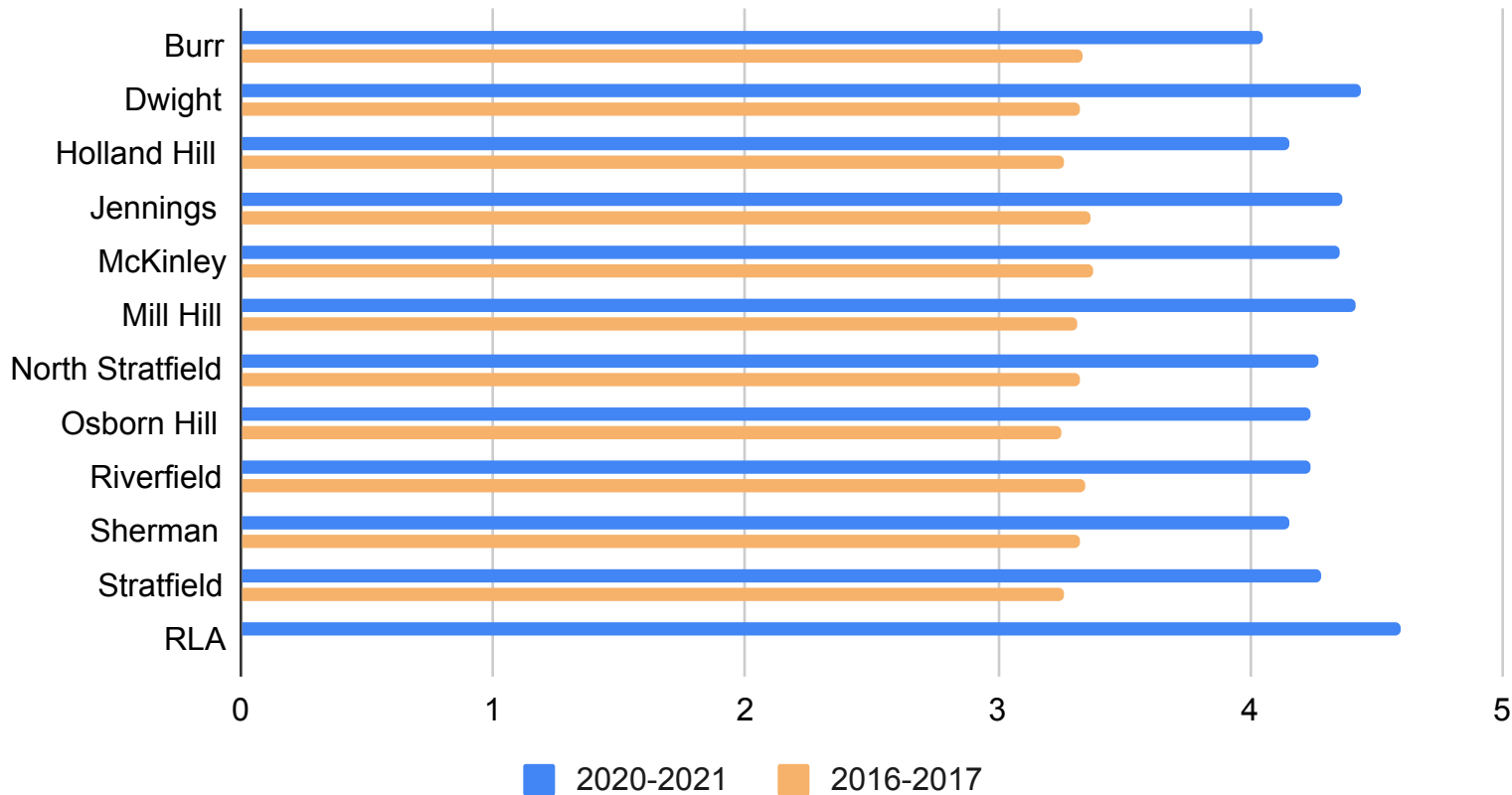




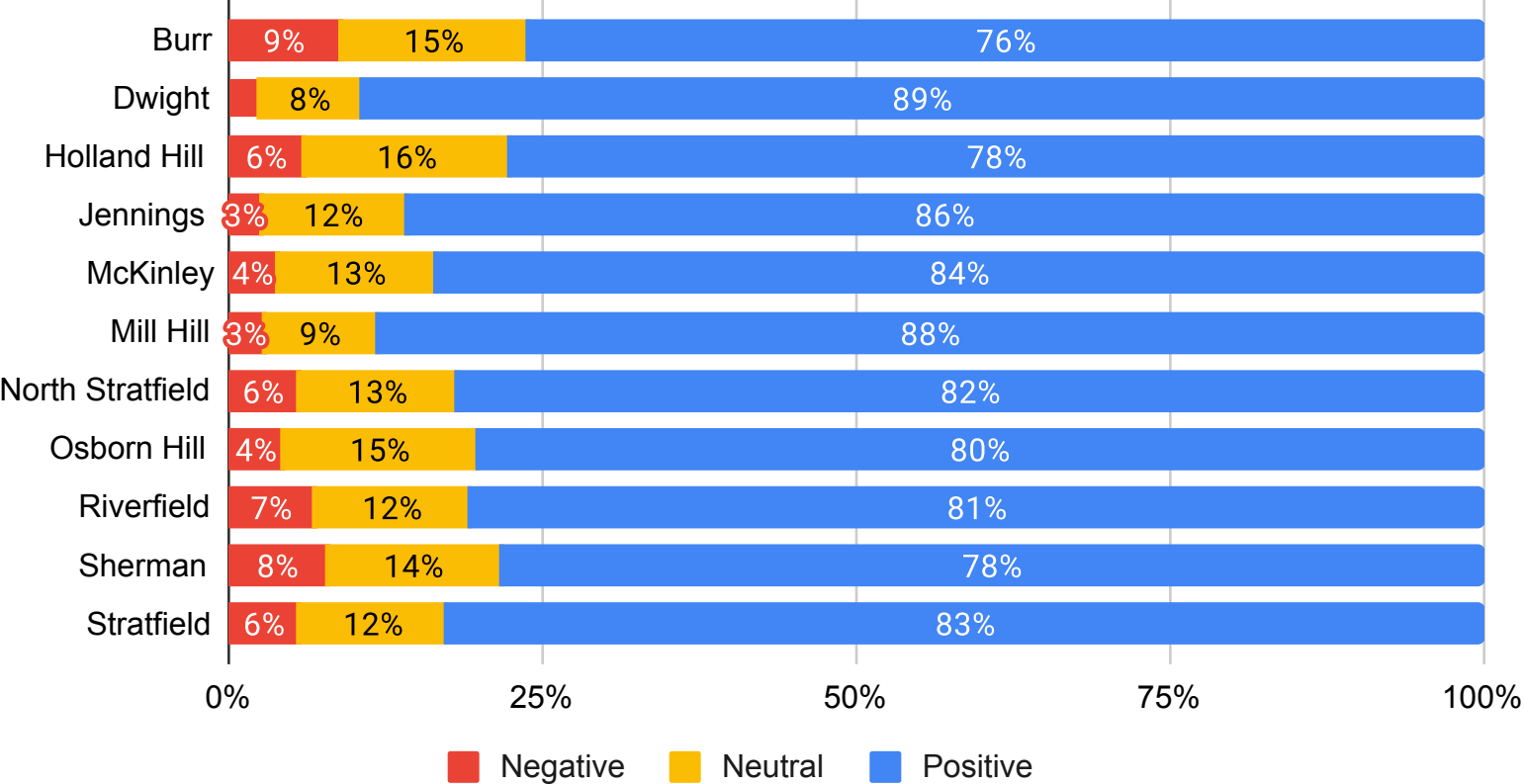
# 3-5 Student Average Domain 2: Teaching and Learning



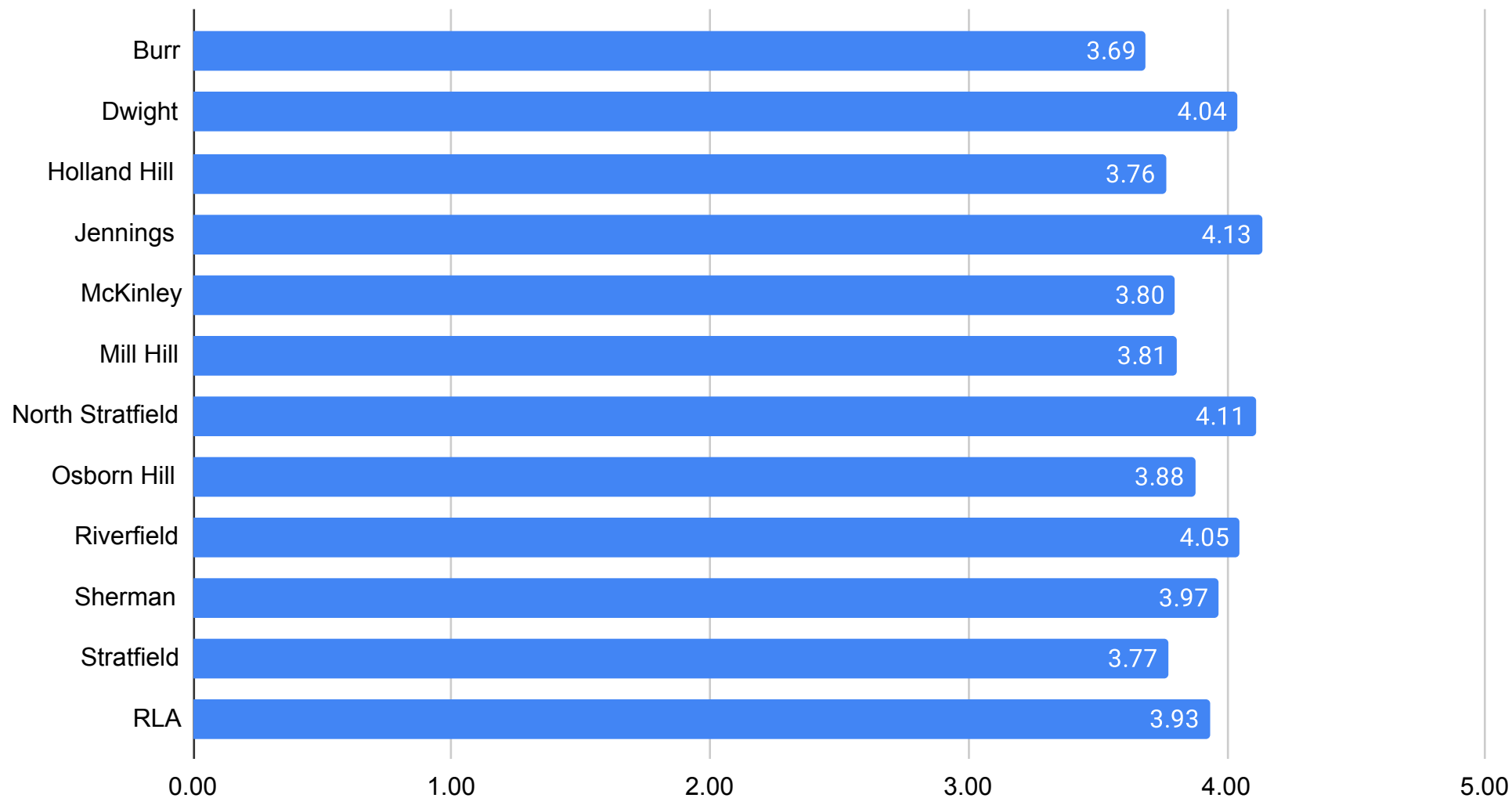
## 3-5 Student Average Domain 2: Teaching and Learning



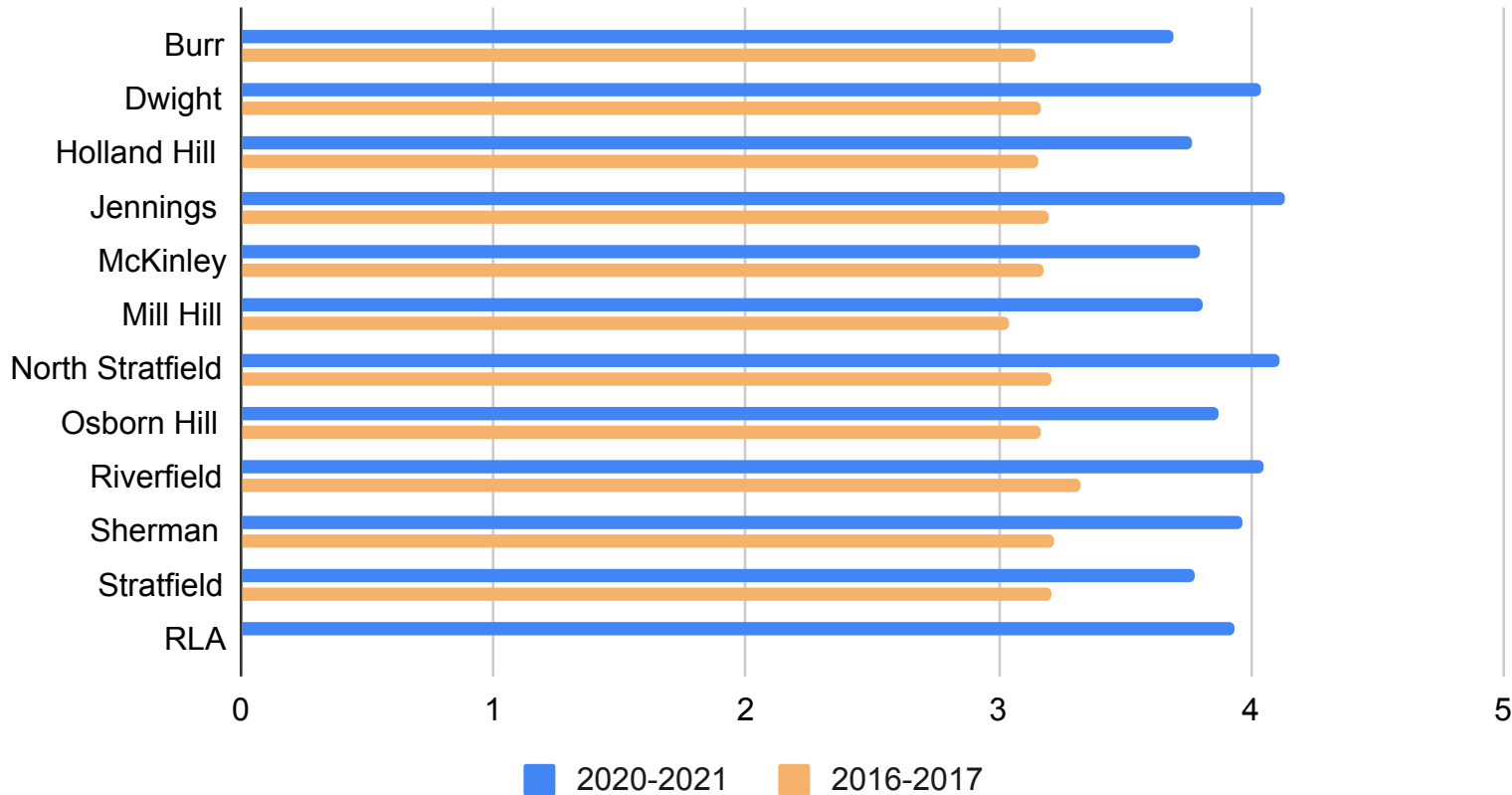
# Elementary 2: Teaching and Learning



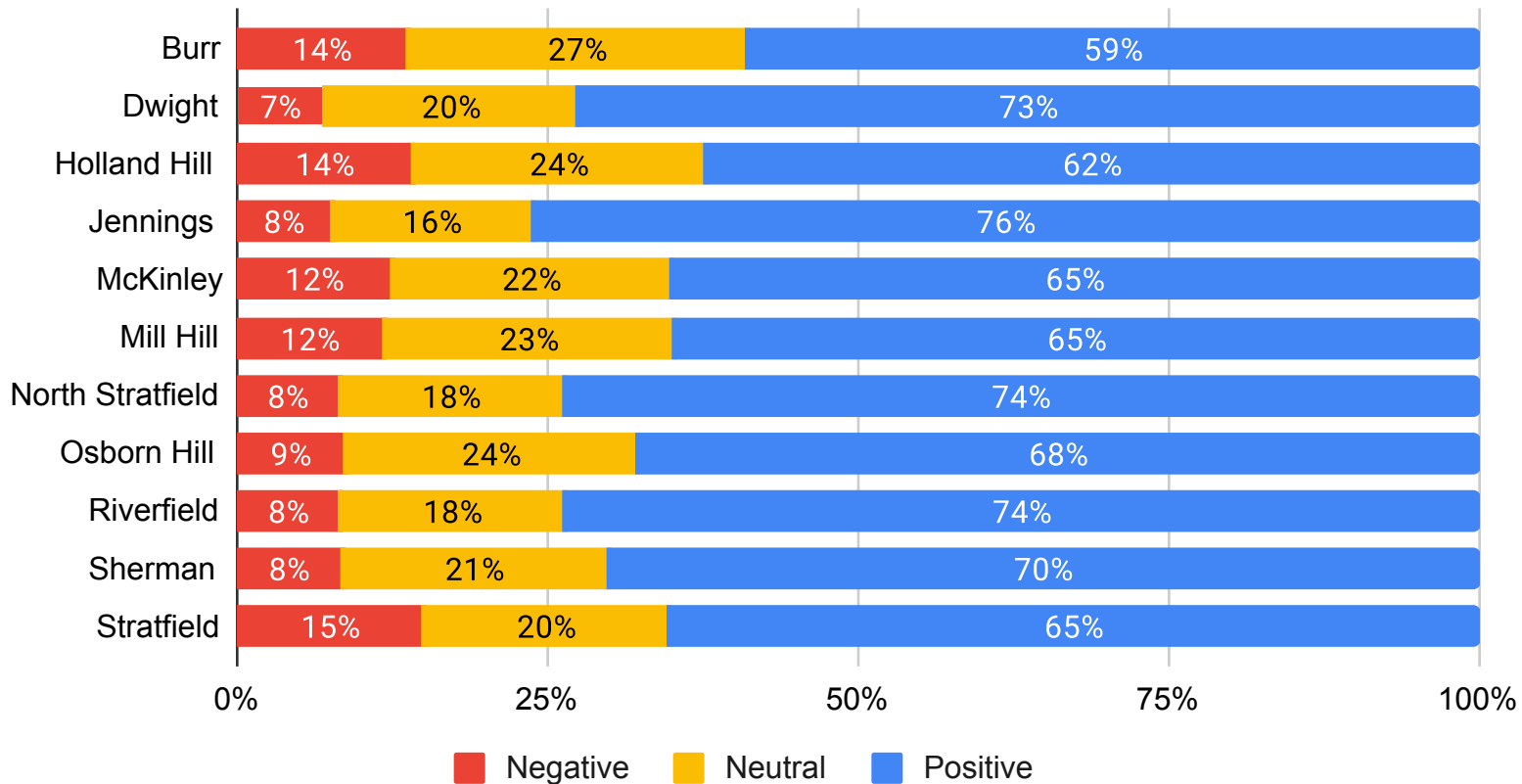
## 3-5 Student Average Domain 3: Safety



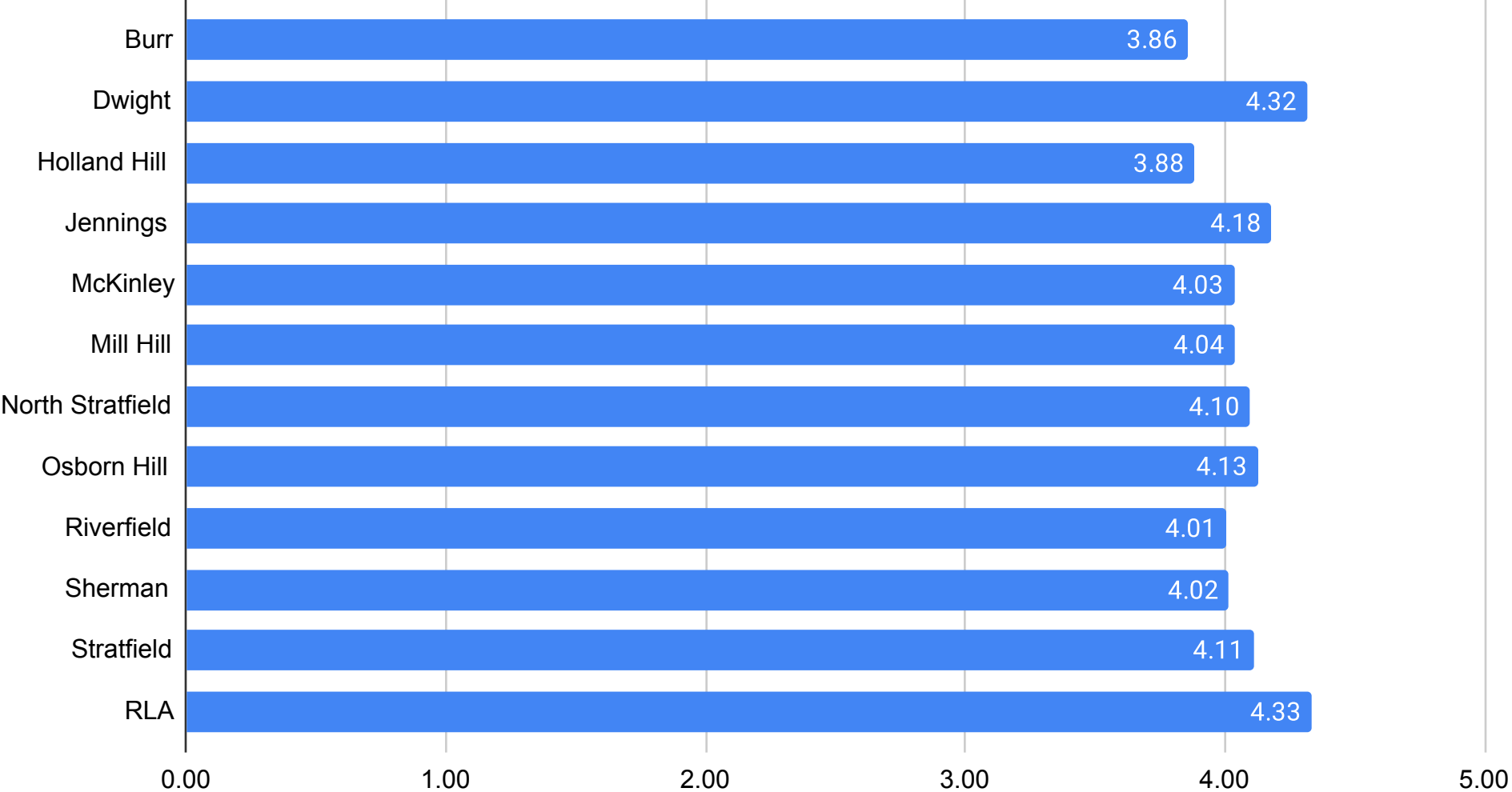
## 3-5 Student Average Domain 3: Safety



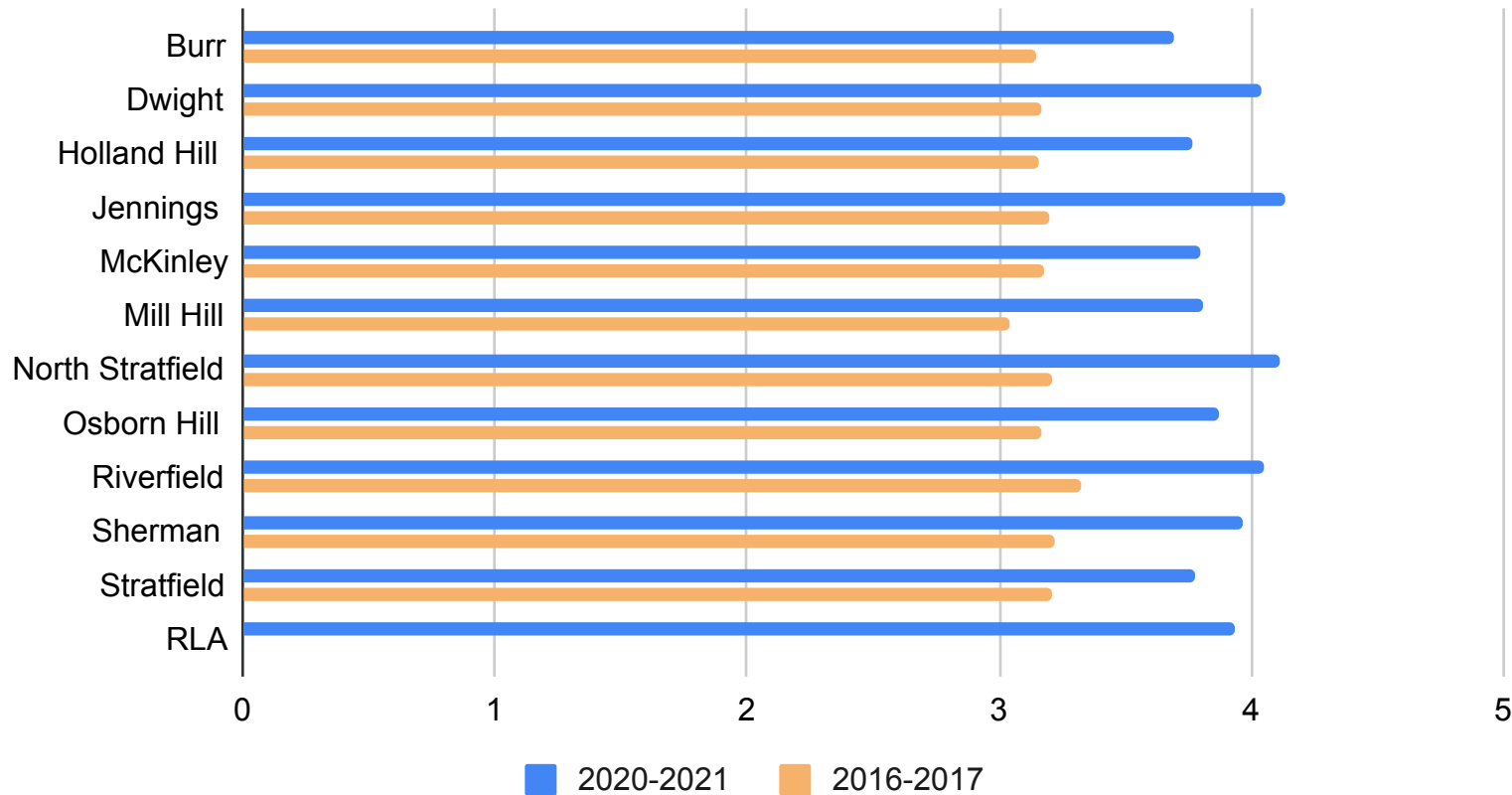
## Elementary Domain 3: Safety



# 3-5 Student Average Domain 4: Interpersonal Relationships



## 3-5 Student Average Domain 4: Interperonal Relationships





# Elementary Domain 4: Interpersonal Relationships

