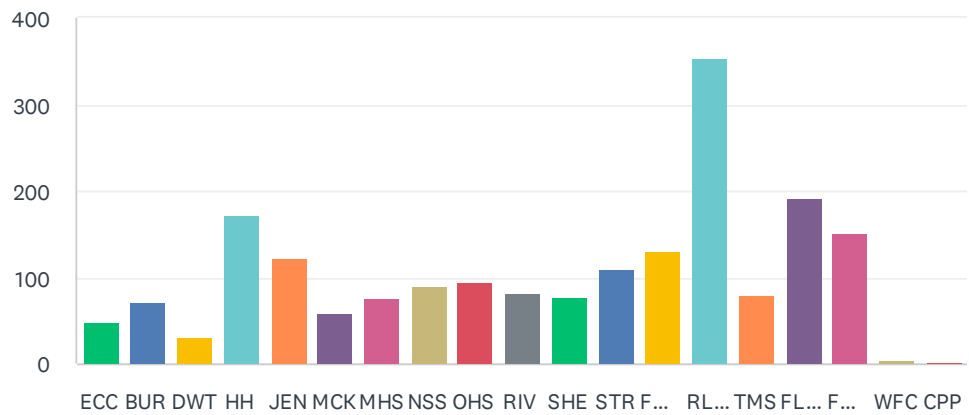


Q1 Which school are you providing feedback for? Please choose only one school. If you have children enrolled in multiple schools, you may complete a separate survey for each school.

Answered: 1,954 Skipped: 0

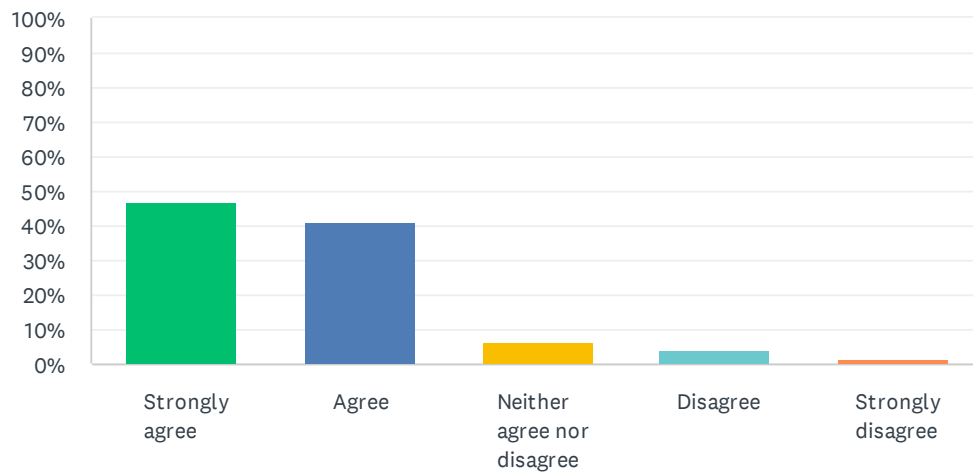


Parent/Guardian Climate Survey 2021-2022

| ANSWER CHOICES | RESPONSES | |
|----------------|-----------|-------|
| ECC | 2.51% | 49 |
| BUR | 3.68% | 72 |
| DWT | 1.64% | 32 |
| HH | 8.80% | 172 |
| JEN | 6.24% | 122 |
| MCK | 3.07% | 60 |
| MHS | 3.84% | 75 |
| NSS | 4.66% | 91 |
| OHS | 4.86% | 95 |
| RIV | 4.20% | 82 |
| SHE | 3.99% | 78 |
| STR | 5.63% | 110 |
| FWMS | 6.70% | 131 |
| RLMS | 18.12% | 354 |
| TMS | 4.09% | 80 |
| FLHS | 9.83% | 192 |
| FWHS | 7.73% | 151 |
| WFC | 0.26% | 5 |
| CPP | 0.15% | 3 |
| TOTAL | | 1,954 |

Q2 My child likes his/her school.

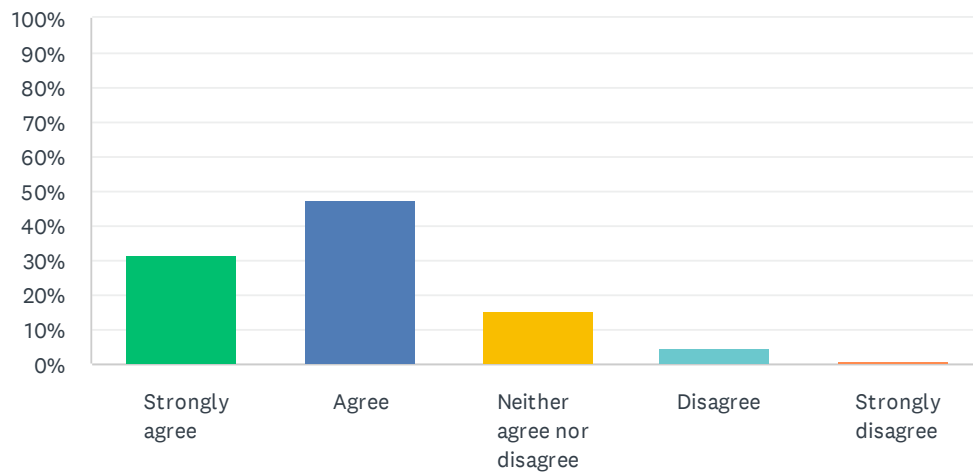
Answered: 1,954 Skipped: 0



| ANSWER CHOICES | RESPONSES | |
|----------------------------|-----------|-------|
| Strongly agree | 46.72% | 913 |
| Agree | 41.15% | 804 |
| Neither agree nor disagree | 6.09% | 119 |
| Disagree | 4.45% | 87 |
| Strongly disagree | 1.59% | 31 |
| TOTAL | | 1,954 |

Q3 Administrators have high expectations for students at this school.

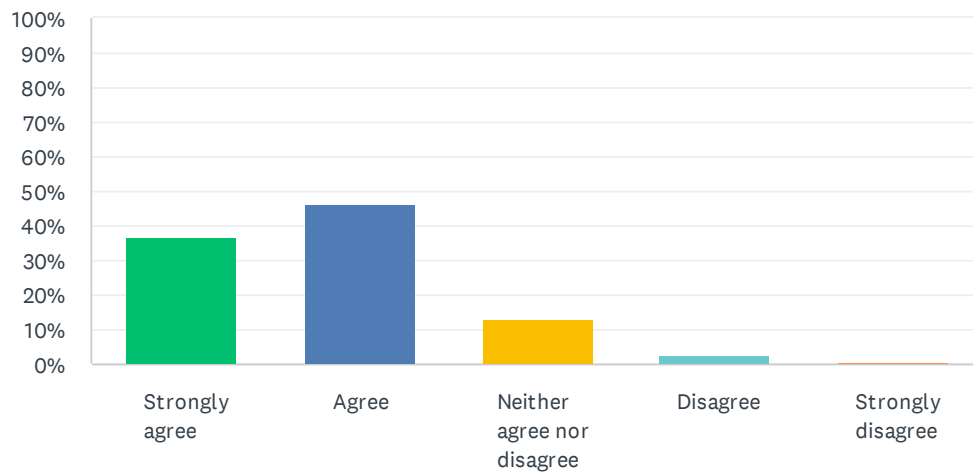
Answered: 1,954 Skipped: 0



| ANSWER CHOICES | RESPONSES | |
|----------------------------|-----------|-------|
| Strongly agree | 31.68% | 619 |
| Agree | 47.29% | 924 |
| Neither agree nor disagree | 15.40% | 301 |
| Disagree | 4.66% | 91 |
| Strongly disagree | 0.97% | 19 |
| TOTAL | | 1,954 |

Q4 My child's school is clean and well-maintained.

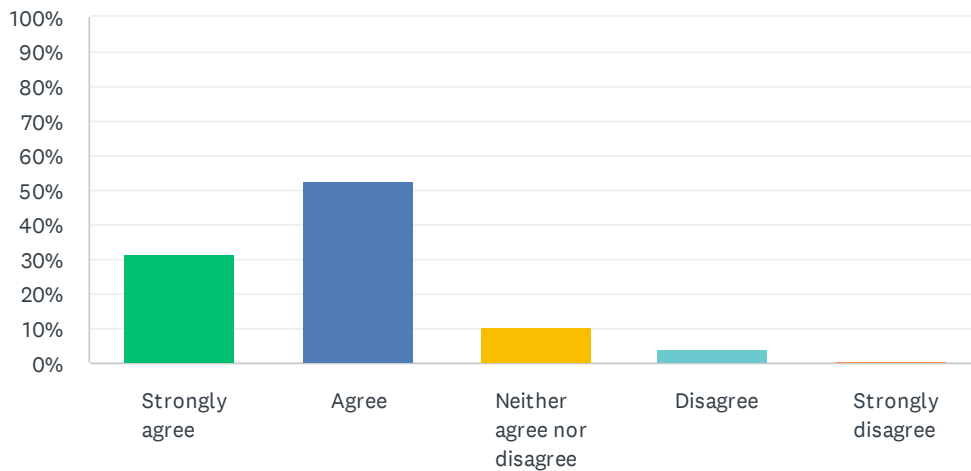
Answered: 1,954 Skipped: 0



| ANSWER CHOICES | RESPONSES | |
|----------------------------|-----------|-------|
| Strongly agree | 37.00% | 723 |
| Agree | 46.57% | 910 |
| Neither agree nor disagree | 13.15% | 257 |
| Disagree | 2.81% | 55 |
| Strongly disagree | 0.46% | 9 |
| TOTAL | | 1,954 |

Q5 I am satisfied with the technology and other instructional resources available to my child.

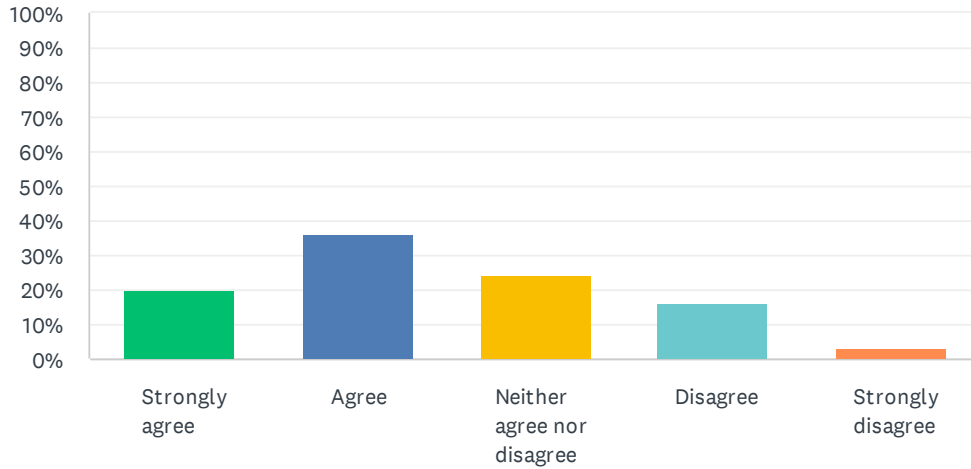
Answered: 1,954 Skipped: 0



| ANSWER CHOICES | RESPONSES | |
|----------------------------|-----------|-------|
| Strongly agree | 31.68% | 619 |
| Agree | 52.71% | 1,030 |
| Neither agree nor disagree | 10.49% | 205 |
| Disagree | 4.45% | 87 |
| Strongly disagree | 0.67% | 13 |
| TOTAL | | 1,954 |

Q6 The school offers me many ways to be involved in my child's education.

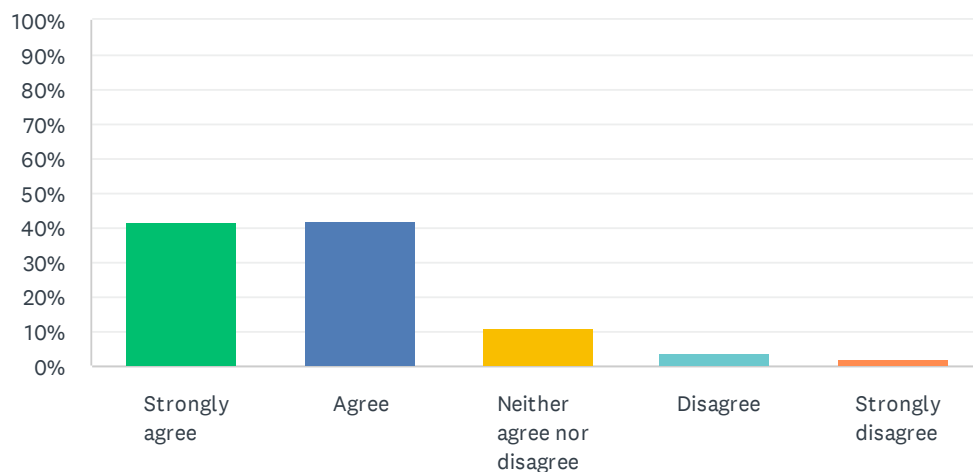
Answered: 1,954 Skipped: 0



| ANSWER CHOICES | RESPONSES | |
|----------------------------|-----------|-------|
| Strongly agree | 19.86% | 388 |
| Agree | 36.34% | 710 |
| Neither agree nor disagree | 24.31% | 475 |
| Disagree | 16.22% | 317 |
| Strongly disagree | 3.28% | 64 |
| TOTAL | | 1,954 |

Q7 I would recommend this school to friends and family.

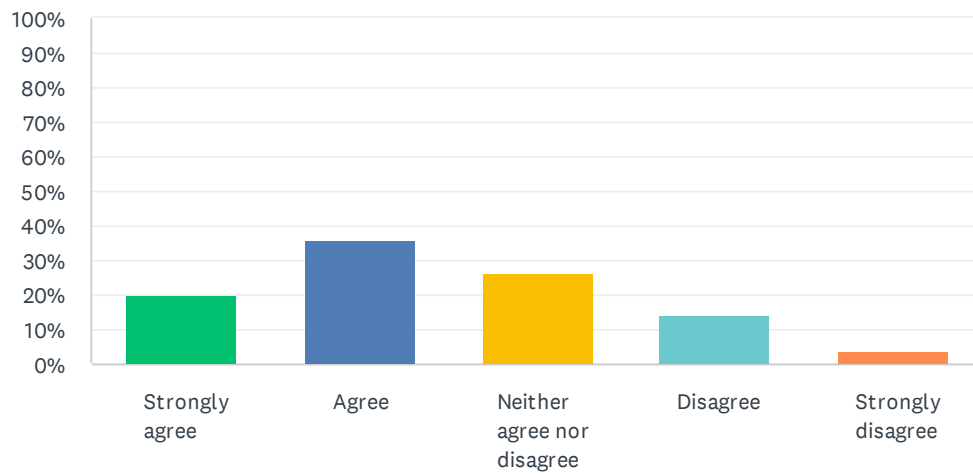
Answered: 1,954 Skipped: 0



| ANSWER CHOICES | RESPONSES | |
|----------------------------|-----------|-------|
| Strongly agree | 41.40% | 809 |
| Agree | 42.17% | 824 |
| Neither agree nor disagree | 10.85% | 212 |
| Disagree | 3.43% | 67 |
| Strongly disagree | 2.15% | 42 |
| TOTAL | | 1,954 |

Q8 Parents are encouraged to participate in important school decisions.

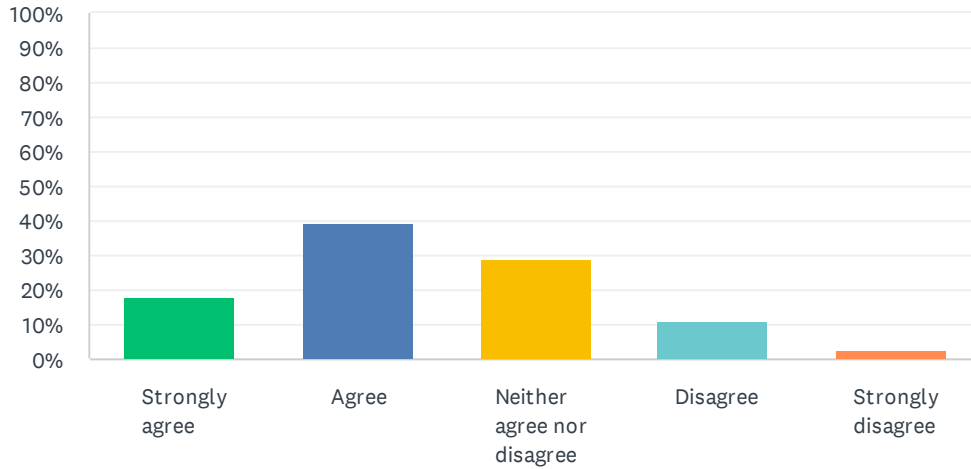
Answered: 1,954 Skipped: 0



| ANSWER CHOICES | RESPONSES | |
|----------------------------|-----------|-------|
| Strongly agree | 19.91% | 389 |
| Agree | 35.98% | 703 |
| Neither agree nor disagree | 26.20% | 512 |
| Disagree | 14.12% | 276 |
| Strongly disagree | 3.79% | 74 |
| TOTAL | | 1,954 |

Q9 My child's school provides opportunities for parents to serve as leaders.

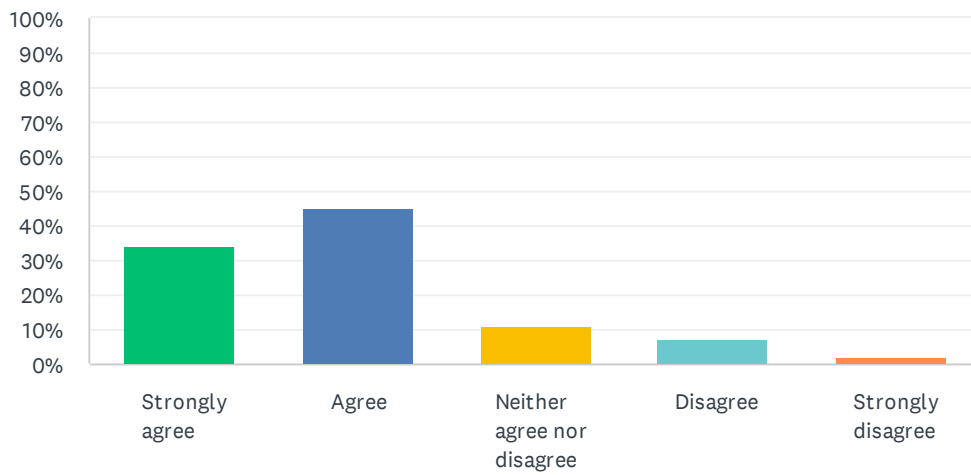
Answered: 1,954 Skipped: 0



| ANSWER CHOICES | RESPONSES | |
|----------------------------|-----------|-------|
| Strongly agree | 18.07% | 353 |
| Agree | 39.30% | 768 |
| Neither agree nor disagree | 29.07% | 568 |
| Disagree | 10.80% | 211 |
| Strongly disagree | 2.76% | 54 |
| TOTAL | | 1,954 |

Q10 My child is learning a lot in school this year.

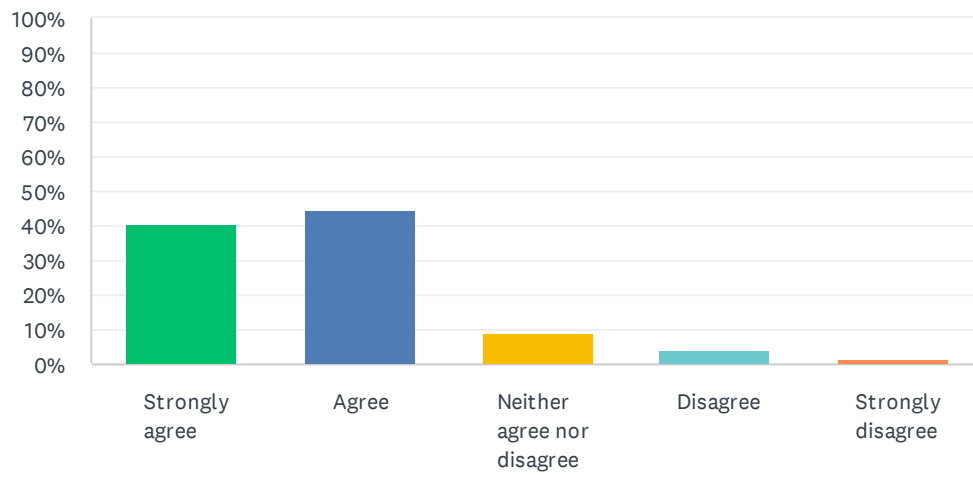
Answered: 1,954 Skipped: 0



| ANSWER CHOICES | RESPONSES | |
|----------------------------|-----------|-------|
| Strongly agree | 34.24% | 669 |
| Agree | 45.04% | 880 |
| Neither agree nor disagree | 11.16% | 218 |
| Disagree | 7.42% | 145 |
| Strongly disagree | 2.15% | 42 |
| TOTAL | | 1,954 |

Q11 This school is a good place to learn.

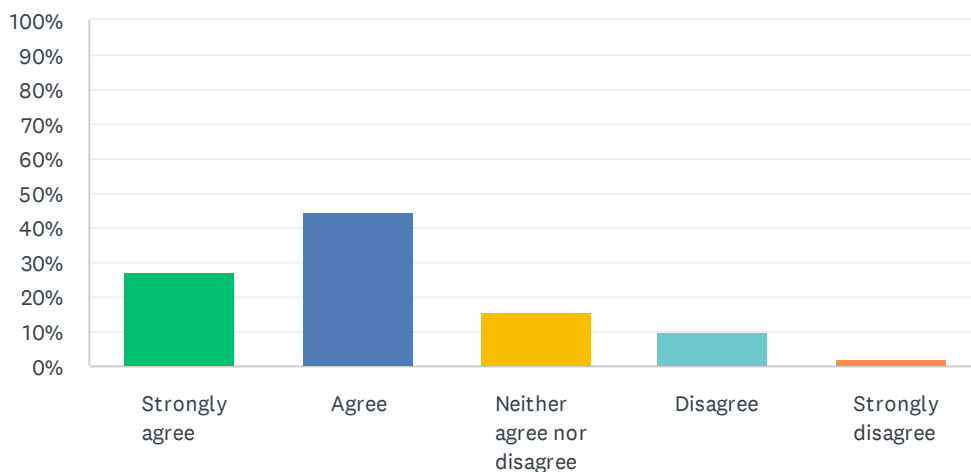
Answered: 1,954 Skipped: 0



| ANSWER CHOICES | RESPONSES | |
|----------------------------|-----------|-------|
| Strongly agree | 40.63% | 794 |
| Agree | 44.73% | 874 |
| Neither agree nor disagree | 9.06% | 177 |
| Disagree | 4.20% | 82 |
| Strongly disagree | 1.38% | 27 |
| TOTAL | | 1,954 |

Q12 My child is challenged to meet high expectations at this school.

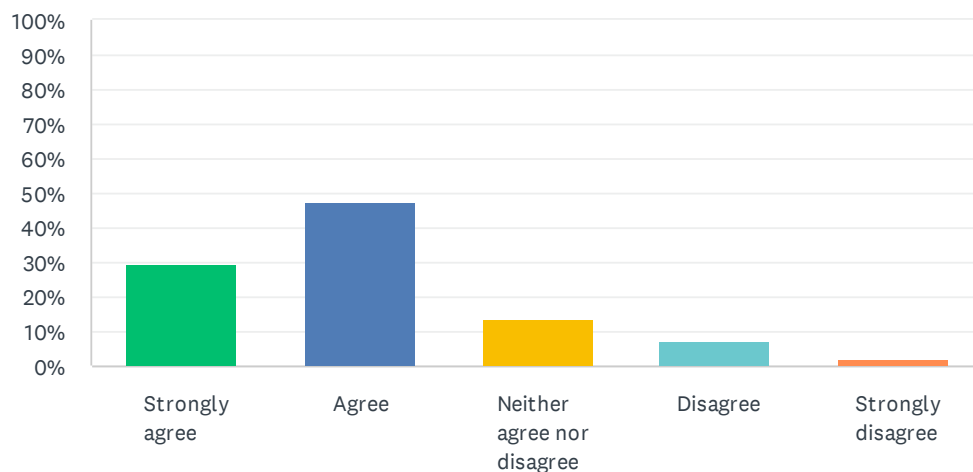
Answered: 1,954 Skipped: 0



| ANSWER CHOICES | RESPONSES | |
|----------------------------|-----------|-------|
| Strongly agree | 27.18% | 531 |
| Agree | 44.68% | 873 |
| Neither agree nor disagree | 15.86% | 310 |
| Disagree | 9.98% | 195 |
| Strongly disagree | 2.30% | 45 |
| TOTAL | | 1,954 |

Q13 My child can get the resources he/she needs to be successful.

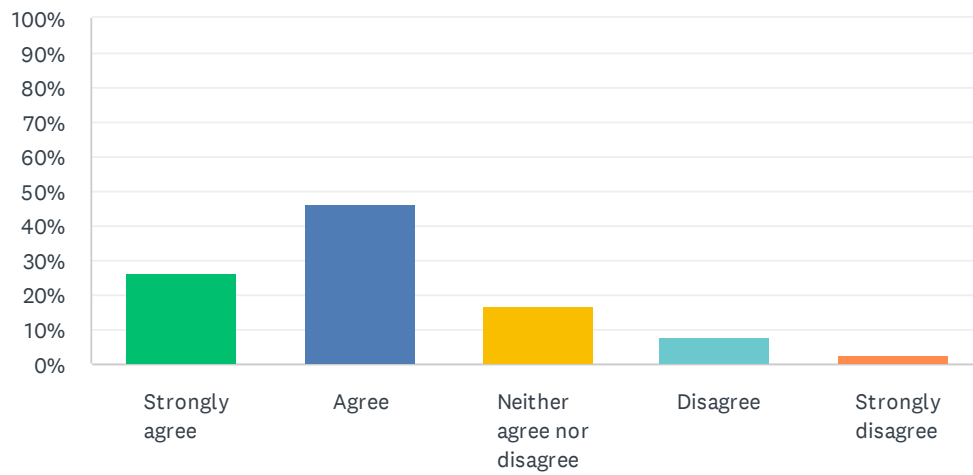
Answered: 1,954 Skipped: 0



| ANSWER CHOICES | RESPONSES | |
|----------------------------|-----------|-------|
| Strongly agree | 29.43% | 575 |
| Agree | 47.54% | 929 |
| Neither agree nor disagree | 13.66% | 267 |
| Disagree | 7.22% | 141 |
| Strongly disagree | 2.15% | 42 |
| TOTAL | | 1,954 |

Q14 The rules are fairly and consistently enforced at this school.

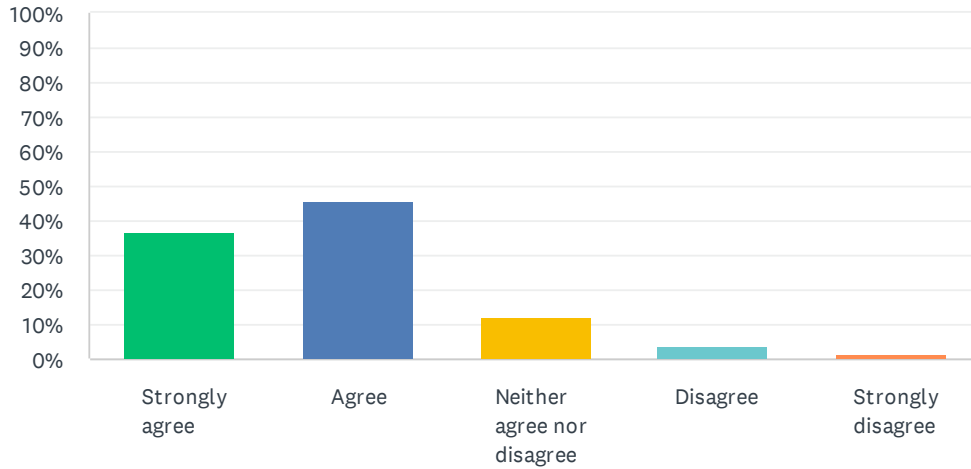
Answered: 1,954 Skipped: 0



| ANSWER CHOICES | RESPONSES | |
|----------------------------|-----------|-------|
| Strongly agree | 26.10% | 510 |
| Agree | 46.26% | 904 |
| Neither agree nor disagree | 16.94% | 331 |
| Disagree | 7.93% | 155 |
| Strongly disagree | 2.76% | 54 |
| TOTAL | | 1,954 |

Q15 In my child's school, there are clear rules against physically hurting other people (for example, hitting, pushing, or tripping).

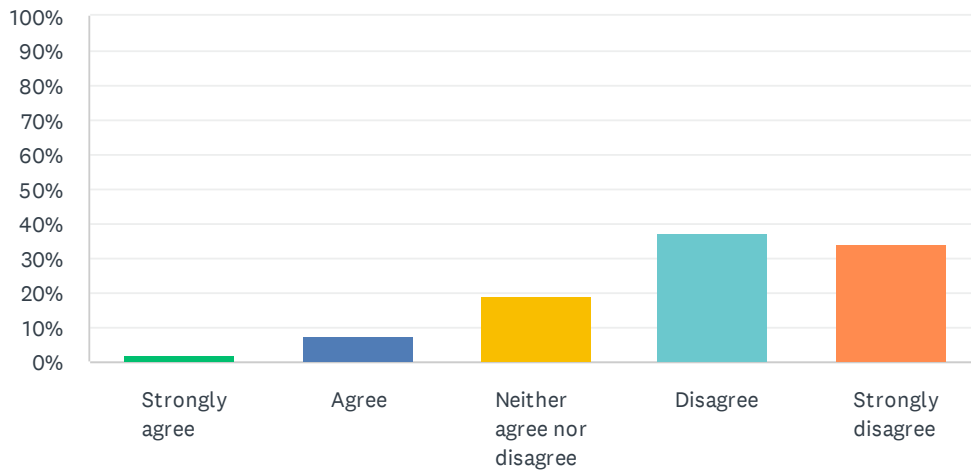
Answered: 1,954 Skipped: 0



| ANSWER CHOICES | RESPONSES | |
|----------------------------|-----------|-------|
| Strongly agree | 37.00% | 723 |
| Agree | 45.80% | 895 |
| Neither agree nor disagree | 12.13% | 237 |
| Disagree | 3.74% | 73 |
| Strongly disagree | 1.33% | 26 |
| TOTAL | | 1,954 |

Q16 I have seen students at my child's school being physically hurt by other students more than once (for example, pushed, slapped, punched, or beaten up).

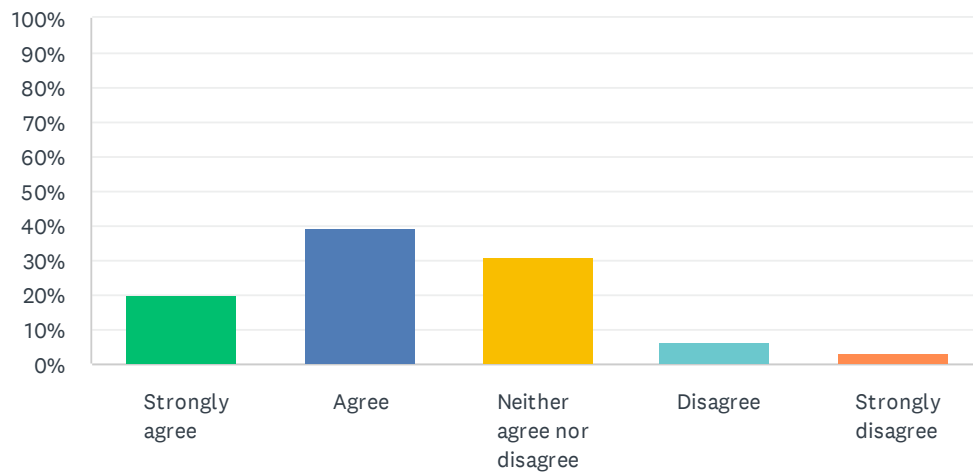
Answered: 1,954 Skipped: 0



| ANSWER CHOICES | RESPONSES | |
|----------------------------|-----------|-------|
| Strongly agree | 2.20% | 43 |
| Agree | 7.11% | 139 |
| Neither agree nor disagree | 19.09% | 373 |
| Disagree | 37.41% | 731 |
| Strongly disagree | 34.19% | 668 |
| TOTAL | | 1,954 |

Q17 Administrators deal with problems and conflicts fairly.

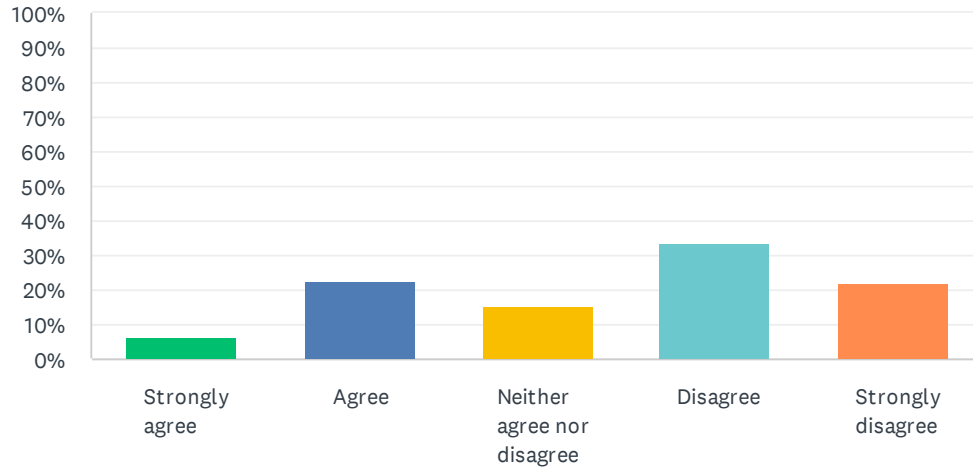
Answered: 1,954 Skipped: 0



| ANSWER CHOICES | RESPONSES | |
|----------------------------|-----------|-------|
| Strongly agree | 19.91% | 389 |
| Agree | 39.30% | 768 |
| Neither agree nor disagree | 31.22% | 610 |
| Disagree | 6.40% | 125 |
| Strongly disagree | 3.17% | 62 |
| TOTAL | | 1,954 |

Q18 My child has been insulted, teased, made fun of or excluded at school.

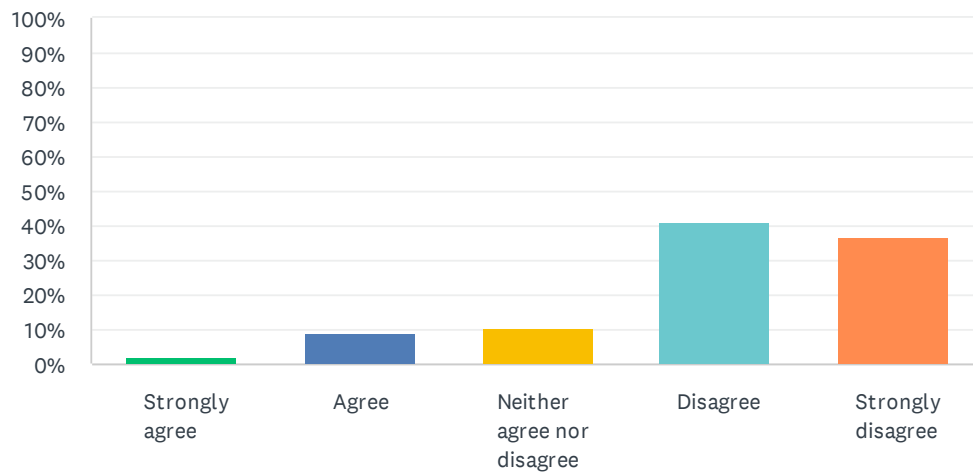
Answered: 1,954 Skipped: 0



| ANSWER CHOICES | RESPONSES | |
|----------------------------|-----------|-------|
| Strongly agree | 6.45% | 126 |
| Agree | 22.52% | 440 |
| Neither agree nor disagree | 15.30% | 299 |
| Disagree | 33.83% | 661 |
| Strongly disagree | 21.90% | 428 |
| TOTAL | | 1,954 |

Q19 My child has been physically hurt or threatened by another student.

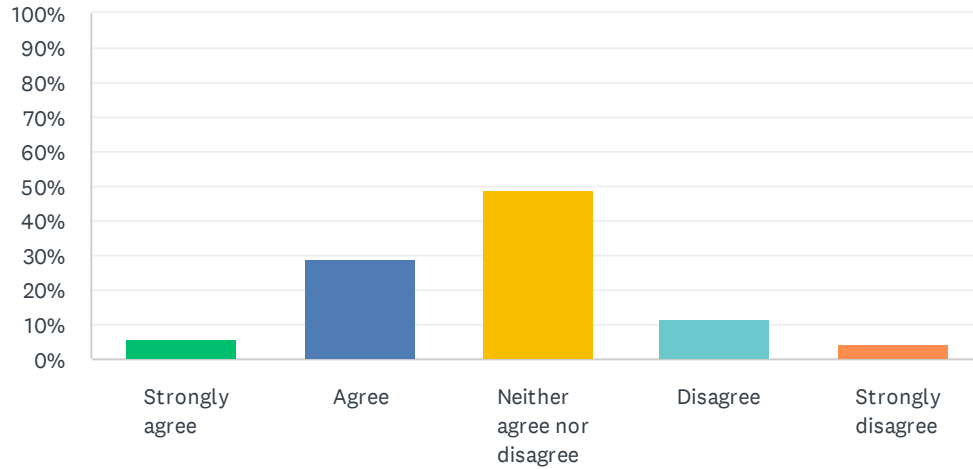
Answered: 1,954 Skipped: 0



| ANSWER CHOICES | RESPONSES | |
|----------------------------|-----------|-------|
| Strongly agree | 2.25% | 44 |
| Agree | 9.16% | 179 |
| Neither agree nor disagree | 10.70% | 209 |
| Disagree | 41.30% | 807 |
| Strongly disagree | 36.59% | 715 |
| TOTAL | | 1,954 |

Q20 Students at this school will try to stop students from insulting or making fun of others.

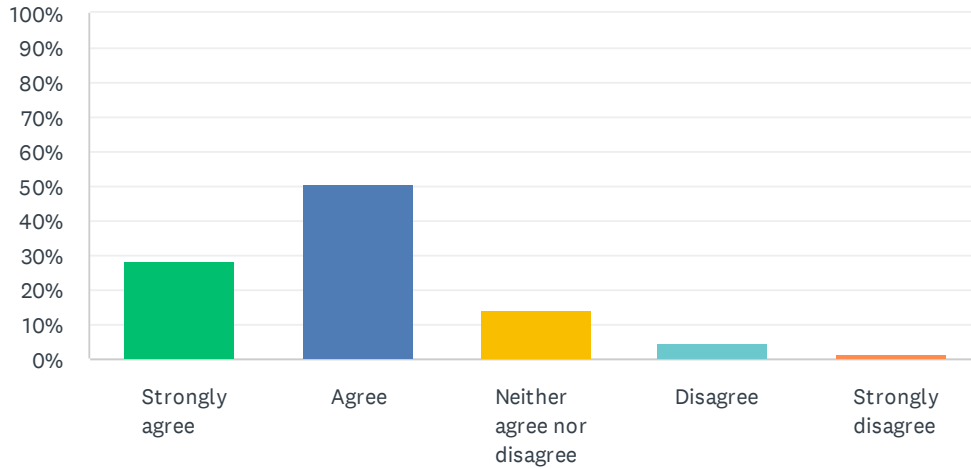
Answered: 1,954 Skipped: 0



| ANSWER CHOICES | RESPONSES | |
|----------------------------|-----------|-------|
| Strongly agree | 5.99% | 117 |
| Agree | 28.86% | 564 |
| Neither agree nor disagree | 49.03% | 958 |
| Disagree | 11.82% | 231 |
| Strongly disagree | 4.30% | 84 |
| TOTAL | | 1,954 |

Q21 I'm satisfied with the steps being taken to provide a safe learning environment at this school. (Not related to COVID-19.)

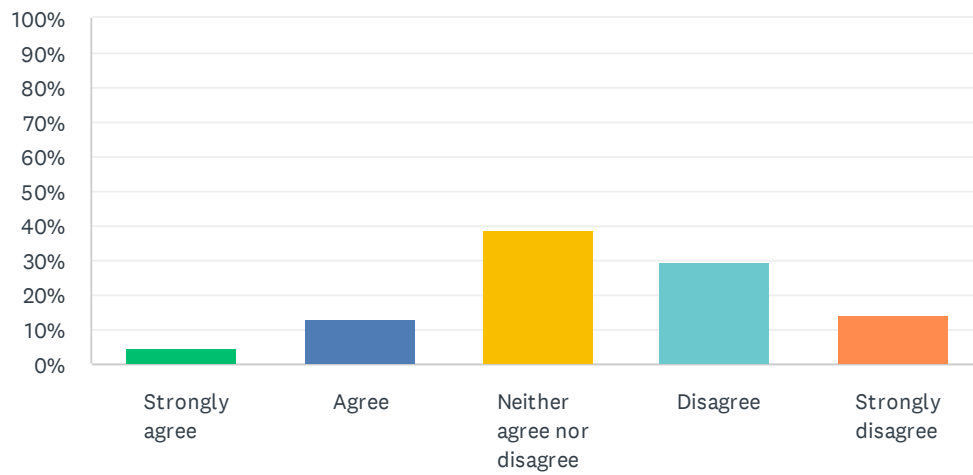
Answered: 1,954 Skipped: 0



| ANSWER CHOICES | RESPONSES | |
|----------------------------|-----------|-------|
| Strongly agree | 28.61% | 559 |
| Agree | 50.72% | 991 |
| Neither agree nor disagree | 14.38% | 281 |
| Disagree | 4.91% | 96 |
| Strongly disagree | 1.38% | 27 |
| TOTAL | | 1,954 |

Q22 Bullying is a problem at this school.

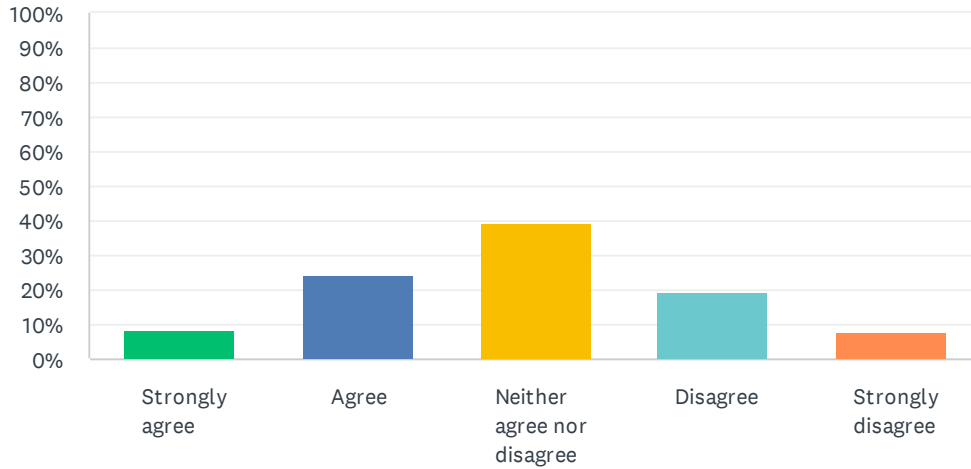
Answered: 1,954 Skipped: 0



| ANSWER CHOICES | RESPONSES | |
|----------------------------|-----------|-------|
| Strongly agree | 4.50% | 88 |
| Agree | 13.36% | 261 |
| Neither agree nor disagree | 38.74% | 757 |
| Disagree | 29.32% | 573 |
| Strongly disagree | 14.07% | 275 |
| TOTAL | | 1,954 |

Q23 There are groups of students who exclude others and make them feel bad for not being part of the group.

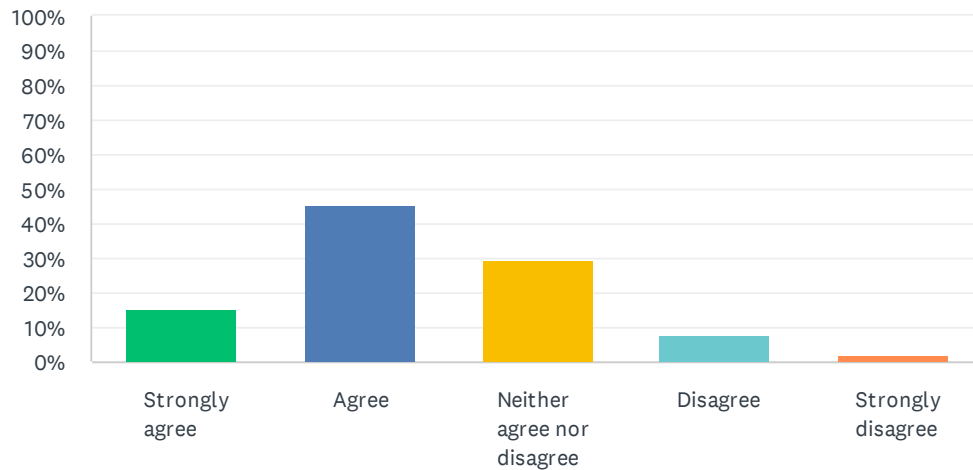
Answered: 1,954 Skipped: 0



| ANSWER CHOICES | RESPONSES | |
|----------------------------|-----------|-------|
| Strongly agree | 8.55% | 167 |
| Agree | 24.00% | 469 |
| Neither agree nor disagree | 39.66% | 775 |
| Disagree | 19.65% | 384 |
| Strongly disagree | 8.14% | 159 |
| TOTAL | | 1,954 |

Q24 Students in my child's school respect each other's differences (for example, gender, race, culture, disability, sexual orientation, learning differences, etc.).

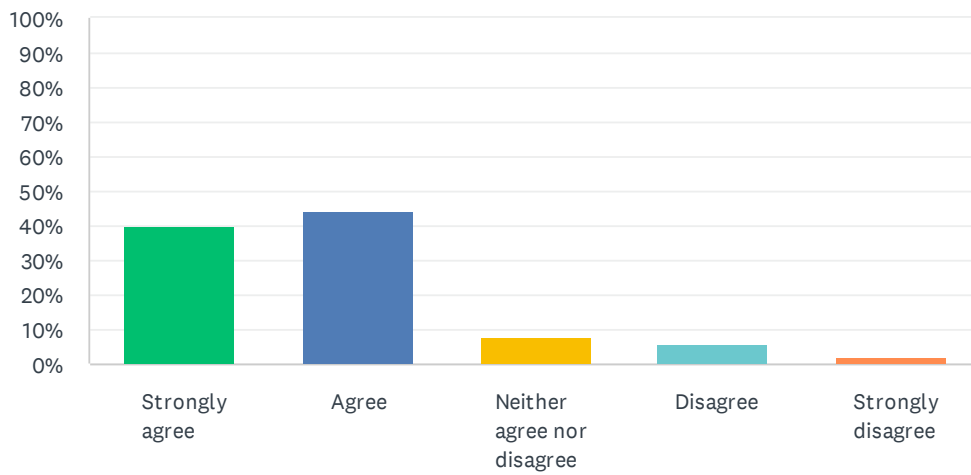
Answered: 1,954 Skipped: 0



| ANSWER CHOICES | RESPONSES | |
|----------------------------|-----------|-------|
| Strongly agree | 15.20% | 297 |
| Agree | 45.04% | 880 |
| Neither agree nor disagree | 29.38% | 574 |
| Disagree | 8.09% | 158 |
| Strongly disagree | 2.30% | 45 |
| TOTAL | | 1,954 |

Q25 I feel comfortable discussing my child's needs with teachers and staff.

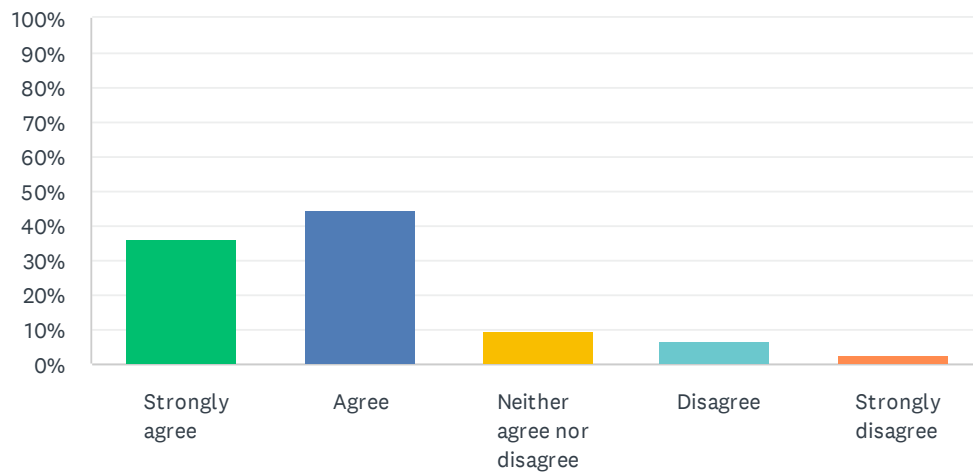
Answered: 1,954 Skipped: 0



| ANSWER CHOICES | RESPONSES | |
|----------------------------|-----------|-------|
| Strongly agree | 40.23% | 786 |
| Agree | 44.17% | 863 |
| Neither agree nor disagree | 7.93% | 155 |
| Disagree | 5.53% | 108 |
| Strongly disagree | 2.15% | 42 |
| TOTAL | | 1,954 |

Q26 I feel comfortable discussing my concerns with the staff at this school.

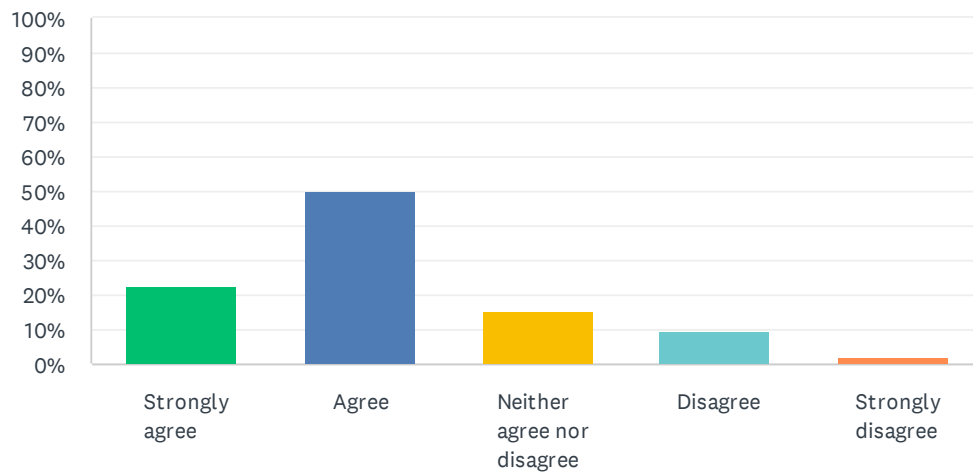
Answered: 1,954 Skipped: 0



| ANSWER CHOICES | RESPONSES | |
|----------------------------|-----------|-------|
| Strongly agree | 36.39% | 711 |
| Agree | 44.63% | 872 |
| Neither agree nor disagree | 9.67% | 189 |
| Disagree | 6.81% | 133 |
| Strongly disagree | 2.51% | 49 |
| TOTAL | | 1,954 |

Q27 My child feels comfortable asking for help at school.

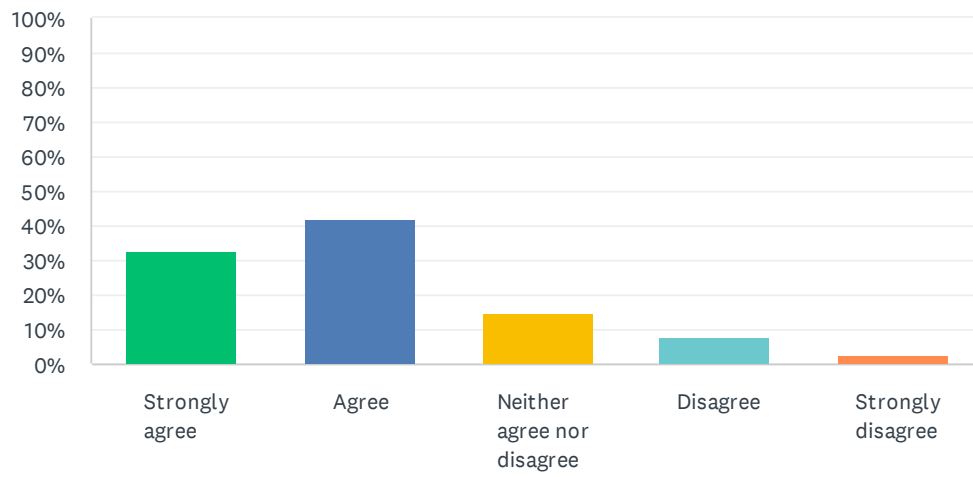
Answered: 1,954 Skipped: 0



| ANSWER CHOICES | RESPONSES | |
|----------------------------|-----------|-------|
| Strongly agree | 22.62% | 442 |
| Agree | 50.20% | 981 |
| Neither agree nor disagree | 15.40% | 301 |
| Disagree | 9.72% | 190 |
| Strongly disagree | 2.05% | 40 |
| TOTAL | | 1,954 |

Q28 I feel welcome at my child's school.

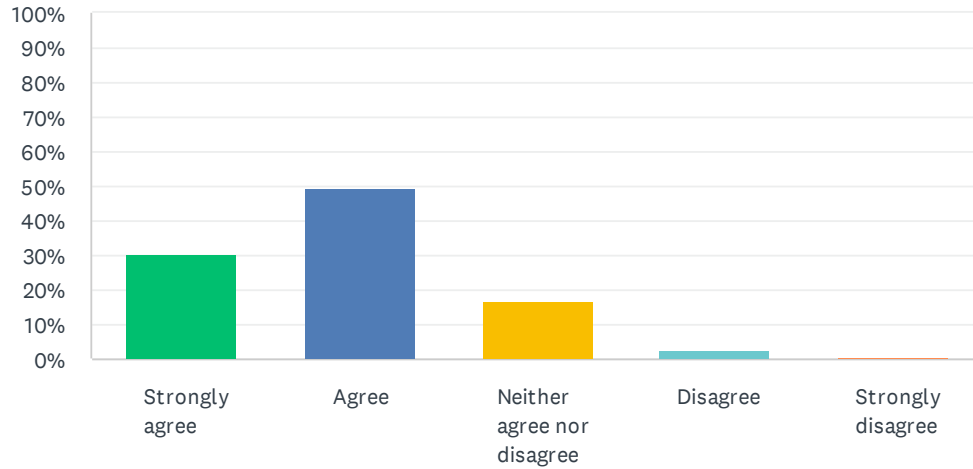
Answered: 1,954 Skipped: 0



| ANSWER CHOICES | RESPONSES | |
|----------------------------|-----------|-------|
| Strongly agree | 32.55% | 636 |
| Agree | 42.17% | 824 |
| Neither agree nor disagree | 14.89% | 291 |
| Disagree | 7.93% | 155 |
| Strongly disagree | 2.46% | 48 |
| TOTAL | | 1,954 |

Q29 My child is taught to respect individual differences at school (for example, gender, race/ethnicity, culture, socio-economics, ability, etc.)

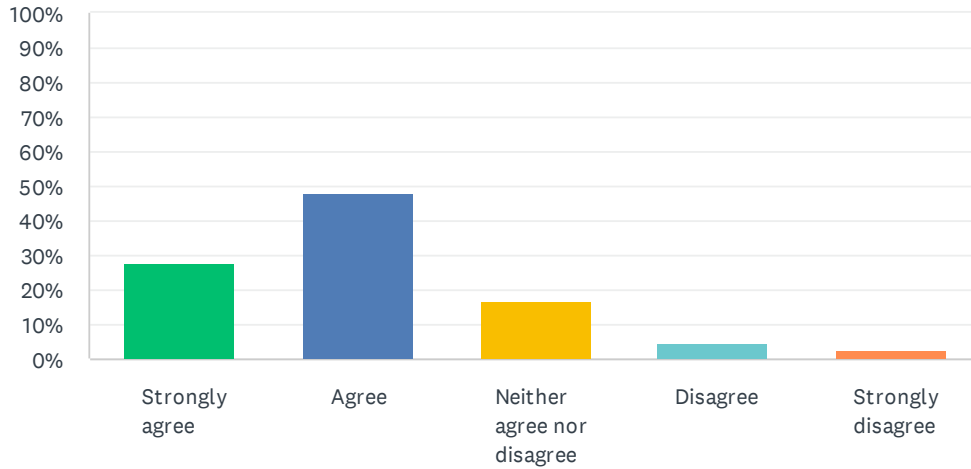
Answered: 1,954 Skipped: 0



| ANSWER CHOICES | RESPONSES | |
|----------------------------|-----------|-------|
| Strongly agree | 30.35% | 593 |
| Agree | 49.33% | 964 |
| Neither agree nor disagree | 16.84% | 329 |
| Disagree | 2.76% | 54 |
| Strongly disagree | 0.72% | 14 |
| TOTAL | | 1,954 |

Q30 There is a mutual sense of respect and cooperation between/among faculty/staff and parents at this school.

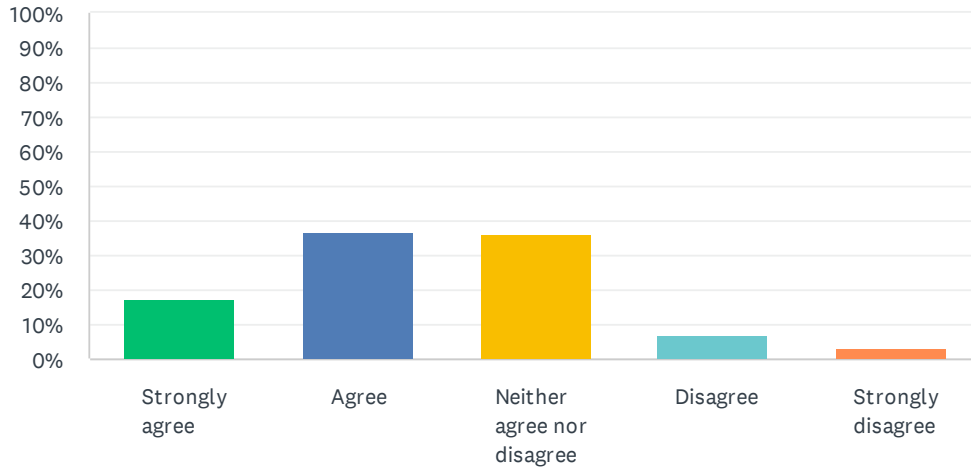
Answered: 1,954 Skipped: 0



| ANSWER CHOICES | RESPONSES | |
|----------------------------|-----------|-------|
| Strongly agree | 28.15% | 550 |
| Agree | 48.00% | 938 |
| Neither agree nor disagree | 16.58% | 324 |
| Disagree | 4.55% | 89 |
| Strongly disagree | 2.71% | 53 |
| TOTAL | | 1,954 |

Q31 Administrators take into account the feedback I give when making decisions.

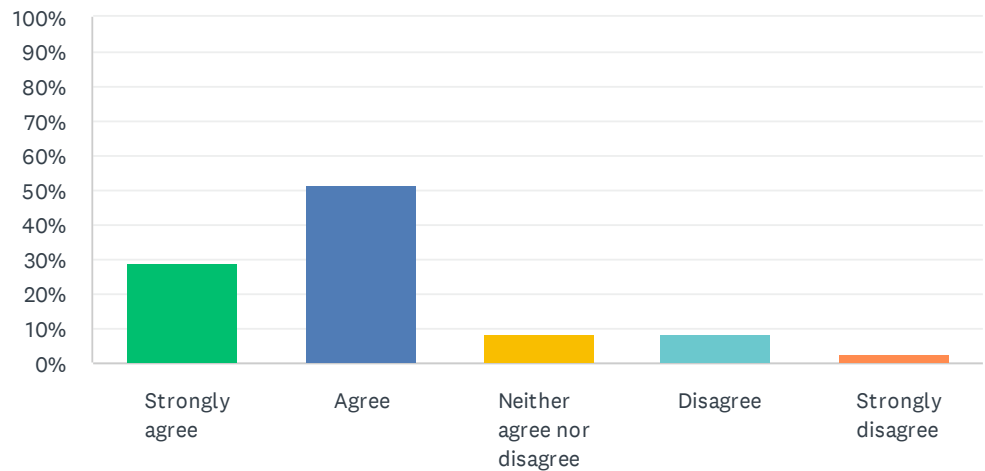
Answered: 1,954 Skipped: 0



| ANSWER CHOICES | RESPONSES | |
|----------------------------|-----------|-------|
| Strongly agree | 17.20% | 336 |
| Agree | 36.64% | 716 |
| Neither agree nor disagree | 36.28% | 709 |
| Disagree | 6.96% | 136 |
| Strongly disagree | 2.92% | 57 |
| TOTAL | | 1,954 |

Q32 I know how my child is doing in school before I get my child's report card.

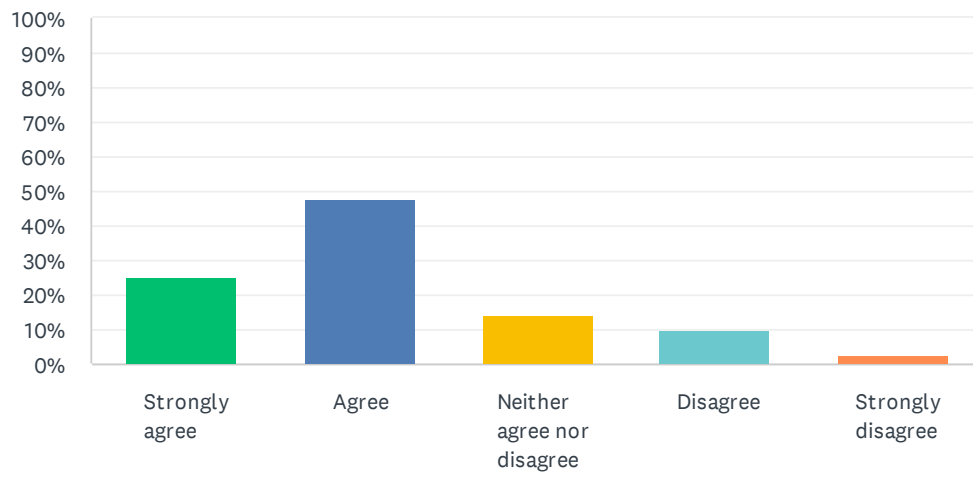
Answered: 1,954 Skipped: 0



| ANSWER CHOICES | RESPONSES | |
|----------------------------|-----------|-------|
| Strongly agree | 28.71% | 561 |
| Agree | 51.38% | 1,004 |
| Neither agree nor disagree | 8.44% | 165 |
| Disagree | 8.60% | 168 |
| Strongly disagree | 2.87% | 56 |
| TOTAL | | 1,954 |

Q33 I feel well-informed about what is going on at school.

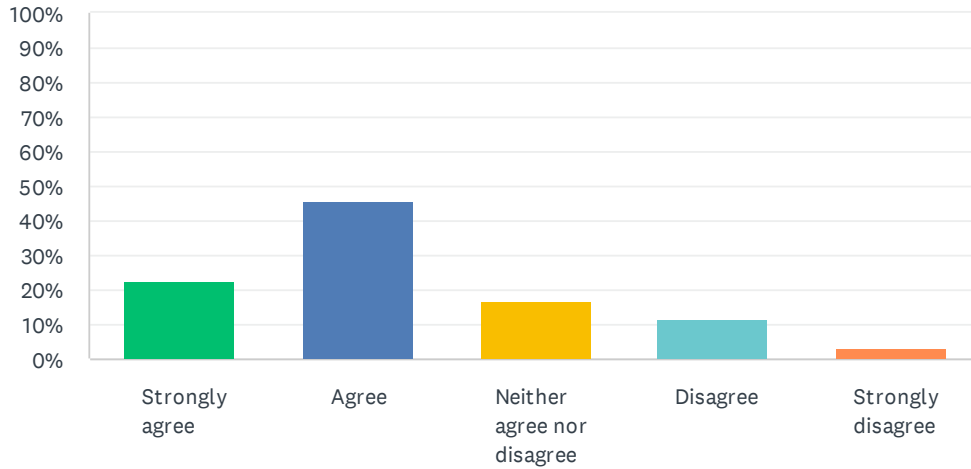
Answered: 1,954 Skipped: 0



| ANSWER CHOICES | RESPONSES | |
|----------------------------|-----------|-------|
| Strongly agree | 25.03% | 489 |
| Agree | 47.85% | 935 |
| Neither agree nor disagree | 14.12% | 276 |
| Disagree | 10.24% | 200 |
| Strongly disagree | 2.76% | 54 |
| TOTAL | | 1,954 |

Q34 The school clearly communicates its expectations for my child's learning to me.

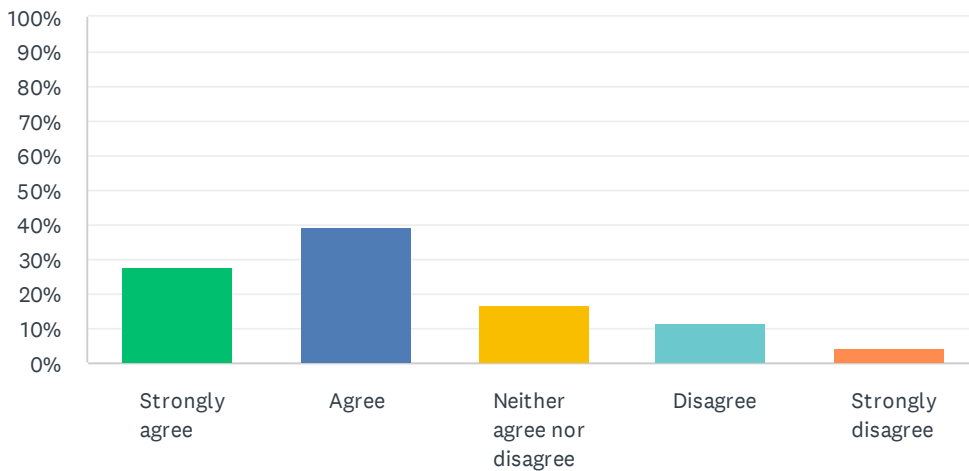
Answered: 1,954 Skipped: 0



| ANSWER CHOICES | RESPONSES | |
|----------------------------|-----------|-------|
| Strongly agree | 22.42% | 438 |
| Agree | 45.91% | 897 |
| Neither agree nor disagree | 16.89% | 330 |
| Disagree | 11.77% | 230 |
| Strongly disagree | 3.02% | 59 |
| TOTAL | | 1,954 |

Q35 Teachers at this school provide my child with high-quality feedback about his/her academic, social, and behavioral progress.

Answered: 1,954 Skipped: 0



| ANSWER CHOICES | RESPONSES | |
|----------------------------|-----------|-------|
| Strongly agree | 28.05% | 548 |
| Agree | 39.36% | 769 |
| Neither agree nor disagree | 16.94% | 331 |
| Disagree | 11.51% | 225 |
| Strongly disagree | 4.15% | 81 |
| TOTAL | | 1,954 |